ATHOS
ASSET MANAGEMENT

ATHOS Funds

Prospectus

January 2026

ATHOS ASSET MANAGEMENT S.A.
Perikleous 2 & Kifisias Av., 15451 Neo Psychiko
T: +30 210 671 1500 F: +30 210 671 4800
info@athosam.com
www.athosam.com
G.E.MI. reg.: 142754460000
Supervising Authority: Hellenic Capital Market Commission
License no.: 5/781/24.4.2017

UCITS DO NOT OFFER GUARANTEED RETURNS AND PAST PERFORMANCE CANNOT GUARANTEE FUTURE RETURNS

The **Fund Regulation** and the **Key Information Document (PRIIP KID)** of each UCITS fund as well as the last **annual** or **semi-annual report** form an integral part of This **Prospectus**. All the above documents the investor may request them without charge in printed or electronic form from the headquarters of our company (Perikleous 2 & Kifissias Ave., 154 51 Neo Psychiko) or to search for them online at **www.athosam.com**

We recommend that investors before investing in UCITS funds to carefully read the above documents as well as this one.

CONTENTS

INFORMATION ABOUT THE MANAGEMENT COMPANY **5**
MANAGEMENT COMPANY 5
BOARD OF DIRECTORS 6
MANAGEMENT MEMBERS 6
INVESTMENT COMMITTEE 6
OUTSOURCED FUNCTIONS TO THIRD PARTIES 6
UCITS UNDER MANAGEMENT 7
AUDITORS 7
CUSTOMER SERVICE & POINTS OF SALE 7
REMUNERATION POLICY 8
USE OF BENCHMARKS 9
SUSTAINABIITY DISCLOSURES 9

INFORMATION ABOUT THE CUSTODIAN **11**

INFORMATION ABOUT MUTUAL FUNDS **13**
1. INTRODUCTION 13
2. SHARES OF MUTAL FUNDS 13
a. General
b. Share classes
c. Subscription of shares
d. Redemption of shares
e. Transfer – Collateral of shares
3. VALUATION OF ASSETS – NET ASSET VALUE CALCULATION 17
4. PROFIT & LOSS STATEMENT AND DISTRIBUTION OF PROFITS 16
5. DISSOLUTION OF MUTUAL FUND 16
6. SHAREHOLDERS' ASSEMBLY 17
7. TAX STATUS OF UCITS 18
8. COMMISSIONS CHARGED TO THE SHAREHOLDERS 18
a. Entry fee
b. Exit fee
9. MANAGEMENT COMPANY FEES CHARGED TO THE NET ASSET VALUE OF THE MUTUAL FUND 19
a. Management Fee
b. Performance Fee
10. OTHER COSTS & EXPENSES CHARGED TO THE NET ASSET VALUE OF THE MUTUAL FUND 23

CONTENTS

11. INVESTMENT RESTRICTIONS 24
a. Permitted investments
β. Investment limits – Risk allocation
12. INVESTMENT RISKS 27
13. RISK MANAGEMENT, USE OF DERIVATIVES FINANCIAL INSTRUMENTS AND METHOD OF CALCULATING TOTAL RISK EXPOSURE 28
14. SECURITIES FINANCING TRANSACTIONS 30
15. LIQUIDITY STRESS TESTING 30

UCITS UNDER MANAGEMENT 32
ATHOS Income Plus Bond Fund 33
ATHOS Recovery Greek Bond Fund 36
European Bond Fund Target 2027 39
THETIS EUROPEAN BOND 42
Global Balanced Fund *(ex GMM WORLD BALANCED FUND)* 45
THETIS BALANCED 48
ATHOS High Peaks Greek Equities Fund 51
ATHOS Discovery Global Equities Developed Markets Fund 54
ATHOS – KM Cube – SkyNet US Equities Fund 57
THETIS GREEK EQUITIES 60

INFORMATION ABOUT THE MANAGEMENT COMPANY

MANAGEMENT COMPANY

Corporate name	ATHOS ASSET MANAGEMENT S.A.
Distinctive title	ATHOS ASSET MANAGEMENT
G.E.MI. no.	142754460000
Legal Entity Identifier	254900CCGB73PBHKXL72
Registered corporate address	Perikleous 2 & Kifisias Av., 154 51 Neo Psychiko, Greece T. 210 68 11 500, F. 210 67 14 800 URL: www.athosam.com E-mail: info@athosam.com
Operating License	Dec. HCMC 5/781/24.4.2017
Supervisory Authority	Hellenic Capital Market Commission (Ippokratous 3-5, 106 79, Athens, Greece)
Duration	Fifty (50) years from establishment.
Corporate purpose	The aim of the Company is the management of undertakings for the collective investment in transferable securities (UCITS) approved under Directive 2009/65/EC and other collective investment undertakings, the provision of investment portfolio management services, including those belonging to pension funds, at the discretion of the Company, according to orders given by investor and for each investor separately if the portfolios include one or more of the financial instruments listed in article 5 of N 3606/2007, as in force, the provision of investment advice for one or more of the financial instruments referred to in article 5 of L. 3606/2007, as well as the safekeeping and administrative management of units of collective investment undertakings.
Share Capital	Nine hundred ninety-three thousand two hundred seventy-three euros (993.277€) completely paid up.
Number of shares	Two hundred forty-seven thousand seven hundred (247.700) common registered shares, with a nominal value of four euros and one cent (4,01€) each.
Financial year	1st of January to 31st of December each calendar year.
Applicable Law	The operation of Mutual Funds is governed by Law 4099/2012 as it stands, and the relevant decisions of the Hellenic Capital Market Commission for Mutual Funds and Mutual Fund Management Companies.

BOARD OF DIRECTORS

Members, tenure	Five (5) members with tenure until May 30, 2027.
Composition	Christos Panagiotopoulos – Chairman Konstantinos Theodoropoulos – C.E.O. & Managing Director Angelos Politis – Managing Director Dimitrios Sakelios – Non-Executive member Eleftherios Chaitoglou – Non-Executive member

MANAGING MEMBERS

C.E.O. & Managing Director	Konstantinos Theodoropoulos
Managing Director	Angelos Politis
Head of Investments	Theodoros Sazaklis
Customer Service Manager	Olympia Roupa
Risk Manager	Nikos Kyriazis
Internal Audit	Vassiliki Fioraki
Compliance Officer	Alexandra Stavropoulou

INVESTMENT COMMITTEE

Composition	Konstantinos Theodoropoulos Angelos Politis Theodoros Sazaklis

OUTSCOURCED FUNCTIONS TO THIRD PARTIES

Fund Administration services	Fund administration services to the UCITS funds has been entrusted to EUROBANK S.A. based on a written contract.
Accounting services	Accounting support and monitoring services of ATHOS ASSET MANAGEMENT S.A. have been entrusted with a service contract to the company "TZIGGOS-BANTRAS S.A.".

UCITS FUNDS UNDER MANAGEMENT

Bond funds	**ATHOS Income Plus Bond Fund** *(License no.: HCMC 273/19.7.2017)* **ATHOS Recovery Greek Bond Fund** *(License no.: HCMC 273/19.7.2017)* **European Bond Fund Target 2027** *(License no.: HCMC 273/19.7.2017)* **THETIS EUROPEAN BOND** *(License no.: HCMC 125/10.11.1992, Official Gazette 710/B/1.12.1992)*
Balanced funds	**Global Balanced Fund** *(ex. GMM WORLD BALANCED FUND)* *(License no.: HCMC 27/06.11.1994, Official Gazette B/958/22.12.1994)* **THETIS BALANCED** *(License no.: HCMC 112/9.6.1992, Official Gazette 405/B/22.6.1992)*
Equities funds	**ATHOS High Peaks Greek Equities Fund** *(License no.: HCMC 273/19.7.2017)* **ATHOS Discovery Global Equities Developed Markets** *(License no.: HCMC 340/4.10.2019)* **ATHOS – KM Cube – SkyNet US Equities Fund** *(License no.: HCMC 599/23.12.2024)* **THETIS GREEK EQUITIES** *(License no.: HCMC 60/22.4.1998, Official Gazette 450/B/12.5.1998)*

AUDITORS

Management Company	MAGROWTH CERTIFIED PUBLIC ACCOUNTANTS S.A. 36 Tsiapanou Dimitriou, 543 52 Thessaloniki, Greece
UCITS funds	SOL S.A. (Crowe) 3 Fokionos Negri, 112 57 Athens, Greece

CUSTOMER SERVICE AND POINTS OF SALE

UCITS Regulatory documents	The unitholder can request, free of charge in printed or electronic form, the Regulation, the Key Information Document (PRIIP KID) of each UCITS fund as well as the latest annual and semi-annual report at the company's registered address (Perikleous 2 & Kifissias Av. 154 51 Neo Psychiko) or on the company's web site at www.athosam.com.
Unitholders services	Operates at the registered address of ATHOS ASSET MANAGEMENT M.F.M.C. at Perikleous 2 & Kifissias ave., 154 51, Neo Psychiko, T. 210 67 11 500.

REMUNERATION POLICY

General	The Remuneration Policy is drawn up and adopted by the Company's Board of Directors in compliance with articles 23a and 23b of Law 4099/2012 as applicable after its amendment by Law 4416/2016 (Official Gazette A' 160/06.09.2016) and Article 5 of Regulation (EU) 2019/2088 on transparency in remuneration policies regarding the integration of sustainability risks (SFDR).
Purpose	The purpose of the Remuneration Policy is to describe the basic principles, conditions and rules governing the remuneration system of the Company's employees described below: • The promotion of proper and effective risk management. • The prevention of taking risks incompatible with the risk profile and the Regulations of the UCITS managed by the Company. • Not obstructing the Company's duty to act in the interest of the managed UCITS. • Avoiding conflict of interest situations. • Compliance with the provisions and rules provided by the legislation and the regulatory framework. • The alignment with the business strategy, goals, values, and interests of the Company, the UCITS under management and their unitholders. • The attraction, retention, and development of high-quality human resources. • The evaluation of the reward in relation to clearly defined and measurable objectives depending on job assignments and responsibilities. • The implementation of an overall reward system with a balance between its fixed and variable components so that, its competitiveness is ensured against similar systems of the market and the assumed risk undertaken by the Company is maintained at the levels. • The provision of appropriate criteria in the remuneration system, to systematically promote sustainability in investments and reduce sustainability risk.
Scope	The remuneration policy applies to the following categories of employees: 1. Senior management. 2. Risk takers. 3. Persons exercising control functions. 4. Any employee who receives total remuneration that places him in the same salary scale as the persons under (1) and (2) and whose professional activities have a significant impact on the risk profile of the Company or the UCITS and the private portfolios under management. Other employees or other categories of employees not mentioned above are not subject to the scope of this policy. The Company applies a remuneration policy based on the principle of proportionality. Estimating the size, the organizational structure, and the scope of its operations, it is resulting that the Company does not have a complex operating structure and, due to this fact, it can adopt and implement a more flexible remuneration policy. Direct payments to employees of the Company by any UCITS under management are not provisioned in their respective Regulations. The total remuneration of the Company's employees consists of fixed and at the absolute discretion of the Company non-guaranteed variable remuneration. The applicable Remuneration Policy is available on the Company's website at www.athosam.com and in printed form upon request.

USE OF BENCHMARKS

Regulatory framework and scope	The Company, in the context of carrying out its activities, may use benchmarks within the meaning of Regulation (EU) 2016/1011 (BMR) for the UCITS which manages. The Company to comply with the provisions of the above Regulation regarding the use of benchmarks in relation to the managed UCITS has established a Use of Benchmarks Policy which provides, among other things, the actions it will take in the event of a significant change or cessation of the provision of a benchmark. The applicable Policy on the Use of Benchmarks is available on the Company's website at www.athosam.com,but also in printed form upon request.

SUSTAINABILITY DISCLOSURES - REGULATION (EU) 2019/2088 SFDR

Regulatory framework and scope	The Company, in accordance with Article 6(1) of Regulation (EU) 2019/2088 – SFDR provides the following information. The Company has established and implements a "Policy for the integration of Sustainability Risks in the Investment Decision-Making process" in accordance with the provisions of Regulation (EU) 2019/2088 (SFDR Regulation). ESG / Sustainability Risk is defined as an event or circumstance in the environmental or social sector or in the governance sector which, if it occurs, could have actual or potential significant negative effects on the value of the investment. Based on the above policy, the Company has incorporated sustainability risks when making investment decisions for the UCITS it manages. Before making investment decisions or providing investment advice, the Company evaluates, along with the other criteria, potential sustainability risks as well as their possible effects on the financial instruments it chooses to invest in for the UCITS under management. This assessment excludes specific pre-defined sectors and investments with high sustainability risk and negative impact on sustainability factors, while instead seeking, where possible, investments with a positive impact. The Company has appropriately adapted the Remuneration Policy it applies to its employees to ensure that the proper and effective management of sustainability risks is promoted as well as that the current reward system does not encourage excessive risk-taking in relation to sustainability risks and is linked to the risk-adjusted return. The above policy of the Company, as it always applies, is posted on its website www.athosam.com.
Classification of UCITS and related disclosures	At the date of issue of the Prospectus, none of the UCITS managed by the Company promotes environmental or social characteristics or aims at sustainable investments as defined in articles 8 and 9 of the SFDR Regulation and therefore the provisions of articles 8 to and 11 are not applicable. Additionally, and within the framework of the required disclosures of the Regulation (article 4(1)(b) and (5)(b)), the Company declares that it currently does not take into account the adverse effects of investment decisions on sustainability factors in the absence of sufficient available data regarding these factors for all issuers of financial instruments included in the UCITS that it manages and, as soon as the above data on sustainability factors become available, the Company intends to modify its above policy, adopting a specific procedure, in order to take into account the main adverse effects of investment decisions on sustainability factors. In addition, when the

above information becomes available, the results of the assessment of the possible effects of sustainability risks on the returns of the managed UCITS will be included in this Prospectus.

INFORMATION ABOUT THE CUSTODIAN

CUSTODIAN OF THE UCITS

Corporate name	Eurobank S.A.
Registered corporate address	Othonos 8, 105 57 Athens
G.E.MI. no.	154558160000
Duties	The Custodian of UCITS (Mutual Funds or Fund) managed by the Company performs the duties and has the obligations defined in the provisions of article 36 of Law 4099/2012, as well as in the relevant written contract signed with the Company. The duties of the Custodian include, among other things, the obligation to safeguard the assets of the Fund as well as the monitoring and control of the Fund's cash flows. Especially in terms of ensuring that the funds paid by the shareholders when submitting an application for the acquisition of shares have been collected as well as that all the cash of the Fund are registered in cash accounts opened in the name of the Fund, the Management Company acting on behalf of the Fund or of the Custodian acting on behalf of the Fund. If the cash accounts are opened in the name of the Custodian acting on behalf of the Fund, cash belonging to the Custodian is not registered in these accounts. In particular, the Custodian ensures that operations such as the disposal, or issuance, repurchase, redemption, and cancellation of the shares of the Fund as well as the calculation of the value of the shares of the Fund are carried out in accordance with the provisions of Law 4099/2012, the regulatory decisions, and the Regulations of the Fund. Additionally, the Custodian ensures that the price of the transactions concerning the assets of the Fund is paid to him within the usual deadlines and the profits are allocated in accordance with what is prescribed by law. Assets held by the Custodian are not re-used by the Custodian or by any third party entrusted with the custody function on its own account. The reuse of assets held by the Custodian is only permitted when (a) it is carried out on behalf of the Fund (b) the Custodian executes the orders of the Management Company on behalf of the Fund (c) the reuse is for the benefit of the Fund and in the interest of the unitholders and (d) the transaction is covered by high quality realizable collateral received by the Fund under a securities transfer agreement.
Responsibilities	The Custodian is responsible to the Fund and to its shareholders for the loss, by himself or by a third party entrusted with custody, of financial instruments placed in custody. In the event of the loss of a financial instrument placed in custody, the Custodian returns, without undue delay, a financial instrument of the same type or the corresponding amount, to the Fund or to the Management Company acting on behalf of the Fund. The Custodian is not liable when it proves that the loss is due to an external event beyond its reasonable control and the consequences of which would have been unavoidable despite its reasonable efforts about the opposite.

The Custodian is also liable to the Fund and its shareholders for any other damages they suffer, as a result of the intentional or negligent failure to properly fulfill their obligations in accordance with Law 4099/2012.

The Custodian who wishes to resign from his duties must notify the Management Company at least three (3) months in advance. The Custodian who submitted his resignation or whose replacement was requested continues to perform his duties until the new Custodian fully assumes his duties. In the event of the resignation or replacement of the Custodian, the Management Company must immediately inform the shareholders of the Fund regarding the assumption of the duties of the new Custodian, through a fixed means and by posting the relevant update on its website.

Avoiding Conflicts of Interest

The Custodian does not take any action in relation to the Fund or to the Company acting on behalf of the Fund, which may cause conflicts of interest between the Fund, the shareholders of the Fund, the Company and its self, unless it has functionally and hierarchically separated the performance of the custody functions from its other duties, which may cause a conflict of interest, and as long as it identifies, manages, monitors and communicates in an appropriate way to the shareholders of the Fund potential conflicts of interest.

Assignment of custodian duties to third parties

The Custodian may assign, after previously informing the Hellenic Capital Market Commission and with the consent of the Company, the safekeeping of all or part of the Fund's assets. to third parties (sub-custodians), if there is a relevant provision in the Regulations of the Fund.

By third parties, we mean credit institutions or other organizations providing custody services, based in Greece or in another state and subject to supervision rules at least equivalent to those in force in Greece.

Credit institutions (sub-custodians)

Corporate name	Address
The Bank of New York Mellon SA/NV	46 Rue Montoyer, 1000 Brussels, Belgium
Credit Suisse (Switzerland) Ltd.	Uetlibergstr. 231 (A/B+ZN), 8070 Zürich, Switzerland
Intesa SanPaolo Spa	Via Manzoni, 4 20121 Milano, Italy
Raiffeisen Bank International AG	Am Stadtpark 9, 1030 Vienna, Austria
CACEIS BANK SPAIN S.A.U.	Parque Empresarial La Finca - Paseo Club Deportivo, s/n – Edificio 4 – Planta 2, 28223 Pozuelo de Alarcón (Madrid)
Banco Santander Totta, S.A	Centro Totta - Rua da Mesquita nº 6, Piso 2, Torre B, Porta A, 1070-238 Lisboa, Portugal
CLEARSTREAM BANKING LUXEMBOURG S.A.	42 Avenue JF Kennedy, L-2967, Luxembourg
EUROCLEAR BANK S.A./NV	1 Boulevard du Roi ALBERT II, B-1210 BRUSSELS, BELGIUM
UNICREDIT BANK SRBIJA JSC	Rajiceva 27-29, 11000 Beograd, Serbia
Eurobank Bulgaria AD	260 Okolovrasten pat str., Sofia, Bulgaria

INFORMATION ABOUT MUTUAL FUNDS

1. INTRODUCTION

UCITS (hereafter Mutual Funds or MFs) are property groups consisting of securities, money market instruments and cash whose individual elements belong indivisible to more than one shareholder. MFs are not a legal entity, and their shareholders are represented judicially and extrajudicially in terms of legal relations from their management and their rights over its assets by the Management Company (hereinafter the Company).

The operation of MF is governed by Law 4099/2012 and the relevant decisions of the Hellenic Capital Market Commission.

The shareholders of MFs are not responsible for the acts or omissions of the Company or the depositary in the exercise of their duties.

The duration of the MFs managed by the Company is indefinite, while their management year begins on January 1st and ends on December 31st of each year.

The reference (base) currency of the A.K. of the Company is the EURO (€) while some classes of shares of specific A.K. are valued in US Dollars. ($).

2. SHARES OF MUTUAL FUNDS

a. General.

The legal form of the type of right represented by the share of a MF is distinguished:

- In rem right of co-ownership over the individual assets of A.K. relating to transferable securities (shares, bonds, bills etc., items subject to real rights).
- In lien on assets relating to bank deposits and receivables.

The above rights are exercised by the Company except for the possession of tangible securities, which is exercised by the Custodian. According to the provisions of the law, the unit holder has the right to receive the annuities of the MF and redemption of his shares by the Company.

The Net Asset Value of the MF is divided into nominal shares of equal value and nominal fractions of a share. The number of shares can be increased by the acquisition of new ones or reduced by the redemption of those already acquired. The acquisition of new shares is freely decided by the Company within the limits set by the Regulation of the MF.

The provisions of Law 5638/1932 "on depositing in a joint account" apply accordingly to Mutual Fund shares. According to these provisions, the orders of any of the co-owners bind all the other co-owners and each co-owner can make use of and even undertake a total or partial redemption of the co-owned shares, without requiring the consent or collusion of the others. In the event of the death of one of the co-beneficiaries, his rights from participation in the Fund will automatically be included in the survivors.

b. Share classes.

Fund shares can be divided into different classes, which provide different rights, especially regarding issues such as distribution and redemption fees, the category of investors to whom they are addressed, the management company's fee or any combination of the above.

Shares of the same class grant the same rights to their shareholders.

The share classes of the MFs managed by the Company are addressed to different categories of investors on a case-by-case basis and provide different rights regarding disposal, redemption fees and the Company's management fee and are as follows:

SHARE CLASS	CATEGORIES OF INVESTORS
A	Class A shares are available to all investors.
B	Class B shares are available to investors who deal with the Company on the recommendation of specific individuals and legal entities. They are also available to investors who transact with the Company through Banks, Insurance companies, Investment Service Firms (E.P.E.Y.), Investment Brokerage Companies (A.E.E.D.) that belong to the distribution network of the Company.
GMM	Class GMM shares are available to investors who deal with the Company on the recommendation of specific individuals and legal entities.
RESET	Class RESET shares are available and intended for all investors who transact with the Company through a specific Investment Services Firm (E.P.E.Y.) and its tied agents.
C	Class C shares are available to investors who acquire them under an Investment Portfolio Management Agreement concluded with Banks, Investment Services Firms (E.P.E.Y.) and Mutual Fund Management Companies.
D	Class D shares are available exclusively for special investment products issued by domestic and foreign financial institutions.
I	Class I shares are available to institutional investors only. As institutional investors for the purposes of distinguishing between the share classes of MFs means domestic and foreign credit institutions, insurance and pension funds, insurance companies, Undertakings for Collective Investment in Transferable Securities (UCITS), Alternative Investment Funds (AIFs), etc. In case of doubt or dispute as to the status of the institutional investor in an existing or prospective shareholder, the Company will be the only one competent to make a final decision in this regard.
E-USD	Class E-USD shares are available and addressed to all investors regardless of their status and the way they deal with the Company. Class E-USD Shares are valued and denominated in US Dollar currency.
M	Class M shares are available to investors with characteristics like those of class A shares, who as shareholders of class M shares receive a dividend.

The table below lists the available share classes per Fund according to their Regulations:

MUTUAL FUNDS	AVAILABLE SHARE CLASSES								
	A	B	GMM	RESET	C	D	I	E-USD	M
ATHOS Income Plus Bond Fund	√	√		√	√	√	√		
ATHOS Recovery Greek Bond Fund	√	√			√	√	√		
ATHOS High Peaks Greek Equities Fund	√	√			√	√	√		
ATHOS Discovery Global Equities Dev. Mkts Fund	√	√			√	√	√	√	
ATHOS-KM Cube-SkyNet US Equities Fund	√	√				√	√	√	
European Bond Fund Target 2027	√						√		√
Global Balanced Fund			√	√		√	√		

THETIS Mutual Funds are not shown in the above table as they do not have different share classes per investor category.

c. Subscription of shares.

The Company distribute the shares of MFs directly from its head office at 2 Perikleous Street & Kifisias Street, 15451 N. Psychiko and through credit institutions, management companies, insurance companies, investment services companies (EPEY),

investment brokerage companies (AEED) and any other Representative and Intermediary provided by the applicable legislation.
The Company provides free of charge to those who wish to become shareholders of the MF, prior to the application for the acquisition of its Shares, "Key Information Document – KID". Also, the prospective shareholder may request that either the Prospectus and the Regulation of the MF be sent to them or search the Company's website (www.athosam.com) or be notified of the access point to these documents in each Member State in which THE FUND's shares are distributed.

For subscription to the MF's shares the following are required:

1. Submission of an application by the prospective shareholder to the Company, accompanied by the documents and data necessary for the identification of the details of the prospective shareholder, at the discretion of the Company.
2. Payment to the Custodian of the total value of the shares in cash and / or, subject to their acceptance by the Company, in transferable securities within the meaning of item (ie) of article 3 of Law 4099/2012, listed in a regulated market within the meaning of paragraph (10) of Article 2 of Law 3606/20007, as in force, and
3. Acceptance of the Application for the Acquisition of shares by the Company.

The time of submission of the Application for the Acquisition of shares to the Company shall in any case be considered the time of actual receipt of the application to the Company. The acceptance of the application is decided by the Company at its discretion without requiring any reasoning or justification, in accordance with the terms of the Regulation of the MF and the prospective shareholder has no right in case of delay or non-delivery of his application to the Company for any reason, as well as in case of refusal of the latter to accept his application.

Subscription to the MF is proven by the registration of the respective shares and the details of the beneficiary or their beneficiaries in a special electronic file of the Company and/or in any other files and books provided for by the current legislation. The maintenance of the special electronic file can be delegated by the Company to a third party, in compliance with the provisions of article 22 of Law 4099/2012. In the case of MF's units that are issued, registered, transferred, and stored using distributed ledger technology (DLT), subscription in the MF is evidenced by the registration in the registry of the Central Securities Depository (CSD) or the DLT market infrastructure. Such registration is communicated by any lawful means, following a request from the CSD or from the operator of the DLT market infrastructure to the Company.

Subscription in the MF, in the case of omnibus unit accounts, is evidenced vis-à-vis the Company by the entries in the records and books of the intermediary maintaining the omnibus unit account, in accordance with the provisions of Law 4099/2012, as applicable from time to time, and the relevant decisions of the Hellenic Capital Market Commission. Intermediaries may include Investment Firms (E.P.E.Y.), Mutual Fund Management Companies (A.E.D.A.K.), Alternative Investment Fund Management Companies (A.E.D.O.E.E.), investment firms or third-country firms under Directive 2014/65/EU that meet the legal requirements to operate in Greece, credit institutions, and central securities depositories under Regulation (EU) 909/2014 (L 257) that provide safekeeping and administration services for financial instruments or maintain securities accounts on behalf of third parties. An omnibus unit account is defined as the MF unit account maintained in the Company's special electronic record in the name of an intermediary on behalf of its clients, in which MF units belonging to its clients are recorded on an aggregated basis, and which is broken down into units and final unit holders in the books of the intermediary.

The subscription price of the shares is that of the date of submission of the application for the acquisition of the shares and is determined based on the value of the share of the MF of the same day in accordance with article 6 of the respective Regulation of the MF (in accordance with the provisions of article 11 of Law 4099/2012), provided that the full payment to the custodian of the value of the shares has been ensured. The subscription price is calculated every business day and is posted on the Company's website. The subscription price of the share of the MF is allowed to exceed the net price (NAV) of the share by the percentage of the corresponding commission of the Company.

The Company may refuse the Application for the Acquisition of shares from a customer which may conflict with any sanctions or restrictions issued by member states of the European Community or by public and international organizations or if all the required by law is not submitted legalizing documents or required information for each beneficiary (L.3691/2008 and related decisions of the Hellenic Capital Market Commission). The MFs of the Company are not offered for sale or distribution to persons of the United States of America in accordance with what is defined by FATCA (US persons).

The personal data of the Investor are data of the Archive of Personal Data and are subject to processing by the Company, for the purpose of executing the contract, applying the provisions of the current legislation, promoting the Company's products to the Investor, monitoring the transactional relationship with him and the protection of transactions. Also, the above personal data of the Archive will be transmitted to the competent supervisory, tax and judicial authorities according to the legislative

and regulatory provisions, to cooperating companies of computer applications, printed IT, to cooperating financial institutions and affiliated companies. The Investor has the right to be informed, to access the File and to express objections regarding the data concerning him individually. The Investor gives his express and unreserved consent for the above personal data to be processed and for the Company to grant the right of access to the above-mentioned recipients.

d. Redemption of shares.

The redemption of the shares takes place after submission by the unitholder of a written application and upon completion of a relevant form issued by the Company and – upon proper completion and submission of the form – is obligatory for the Company.

The shares are redeemed at the redemption price of the shares on the day of submission of the relevant application to the Company or to the persons holding the shares. This price is determined, in accordance with the Valuation Rules, as they are defined in the relevant article of the respective Regulations of the MFs, based on the value of the share on the same day, after deducting the redemption fee as provided for in this regulation. The redemption proceeds are paid to the unitholder within five (5) business days from the submission of the request, in cash, in euros. By way of derogation from the above, and in implementation of the relevant regulatory decisions of the Hellenic Capital Market Commission, the Company may provide, in accordance with the relevant terms set out in the Regulations of the MFs it manages, for a notice period of up to ten (10) business days between the date of submission of redemption requests and the date of settlement of the redemption orders for the units. This measure may be applied by the Company when the liquidity of the assets in which the MF has invested is not sufficient to allow the timely payment of the redemption value of the units at a reasonable price. A prerequisite for the implementation of the notice period, or for the extension of the notice period, is the prior amendment of the MF's prospectus, publication on the Company's website, and personal notification of the unit holders by a durable medium.

The Company may, in cases of force majeure and when the circumstances and the interests of the shareholders so require, suspend the redemption of shares for a period of up to three (3) months, which may be extended for others three (3) months at most. The suspension of the redemption and its termination or revocation are published on the Company's website on the Internet. In the announcement of the suspension of the redemption, the date of its expiration is also specified. During the suspension of the redemption of the shares, the submission of redemption requests by shareholders is not accepted.

The Hellenic Capital Market Commission, in exceptional cases based on the interests of the shareholders and the investing public, and with its reasoned decision, may suspend the redemption of MFs shares. During the suspension of the redemption of shares, the submission of redemption requests by shareholders is not accepted.

The Company ensures that it is always able to satisfy any redemption request of a unitholder in each MF, and that the liquidity profile of the investments of each MF agrees to its share redemption policy, as described in this Prospectus and the MF's Regulation.

e. Transfer – Collateral of shares.

The contractual transfer of Mutual Fund units is permitted between spouses or partners in a civil partnership and relatives of the first and second degree. Any other contractual transfer of units is permitted provided that it is not carried out professionally by one of the contracting parties and is concluded at least by means of a private document bearing a certified date. After verifying the legality of the above, the Company shall make the appropriate entries for the transfer in its special electronic register. In the case of omnibus unit accounts of the MF, the contractual transfer of units between clients of the intermediary shall be carried out under the conditions set out in the preceding paragraph. In such case, the transfer shall be recorded in the records and books of the intermediary maintaining the omnibus unit account of the MF in accordance with the provisions of Law 4099/2012 as in force from time to time.

The contractual transfer of units between clients of the Company or of the intermediary, or between the intermediary and its clients, shall be carried out, as applicable, either at the unit value as calculated by the Company on the date of the transfer or at the subscription or redemption price, taking into account any applicable fees and expenses.

The preceding paragraph shall not apply with respect to the transfer price where the contractual transfer is carried out on the initiative of the unit holders and without the participation of the Company or the intermediary in identifying the counterparty of the unit holder.

The creation of a pledge over units and the satisfaction of the secured creditor shall be carried out in accordance with the relevant provisions of Law 5123/2024, the relevant decisions of the entity "Hellenic Cadastre S.A.", and the applicable provisions of the Civil Code.

3. VALUATION OF ASSETS – NET ASSET VALUE CALCULATION

The valuation of the assets of the MFs is made in accordance with the rules of article 11 of Law 4099/2012 as applicable.

For the determination of the Net Asset Value of the MF, the fees and commissions of the Company, the Custodian and the members of the regulated markets are deducted, the expenses which in accordance with the regulation are borne by the MF, as well as the profits to be distributed to the unitholders in the valuation of December 31st of each year.

To determine the Net Asset Value per share of the MF, the total value of its net assets is divided by the number of its shares. The Subscription price and the Redemption price per share may exceed or fall below the Net Asset Value per share by the percentage of the respective subscription or redemption fees, as defined in the Regulation of the respective MF.

The Net Asset Value of the MF, the number of its shares, the net asset price per share, the subscription price and the redemption price are calculated each working day according to the rules and are posted on the website of the company on the Internet, with care of the company.

4. PROFIT & LOSS STATEMENT AND DISTRIBUTION OF PROFITS

The financial - administrative period of MFs has the duration of the calendar year.

The revenues of the MF from interest, dividends, and gains above par, may be distributed or reinvested annually to the shareholders, net of the total expenses of the MF for the financial year.

Capital gains derived from the sale of assets are distributed to the shareholders at the discretion of the Company to the extent that they are not offset by any capital losses accrued up to the end of the financial year. The rules for the formation of the Profit and Loss Statement results of MFs follow the General Accounting Principles, the Greek Accounting Standards, and the relevant decisions of the Hellenic Capital Market Commission.

5. DISSOLUTION OF MUTUAL FUND

The MF is resolved for the following reasons:

a. If its incorporation license is revoked by the Hellenic Capital Market Commission.
b. After the end of its duration, if its Regulation provides for a specific duration, unless it is amended to extend the duration of the MF or become indefinite.
c. If an incident specified in the Regulation occurs, which results in its dissolution.
d. With the redemption of all its shares.
e. Upon decision of the Shareholders' Assembly.
f. With the dissolution, resignation, bankruptcy, receivership, or revocation of the operating license of the Company or the Custodian if it is not possible to replace them, or
g. Upon decision of the Company.

In the event of dissolution of the MF the distribution of its net assets is carried out by the Custodian at the behest of the Company. After the completion of distributing the assets of the MF a special report is drawn up, signed by the Company, the Custodian, and the certified auditor-accountant of the MF. The report is notified without delay to the Hellenic Capital Market Commission, is posted on the Company's website on the internet and is made available to the shareholders of the MF at the points of sale of its shares.

6. SHAREHOLDERS' ASSEMBLY

Shareholders, who represent at least one twentieth (1/20) of the shares of the MF, have the right to request from the Company the convening of a shareholders' assembly, for any matter connected, directly or indirectly, with the management of the MF. The Company is obliged to call a shareholders' assembly at the latest within thirty (30) days from the service of the request of the previous paragraph.

If the Net Asset Value of the MF, in relation to the reference value as defined below, is reduced by five tenths (5/10), the Hellenic Capital Market Commission may require the Company to convene a shareholders' assembly, in accordance with the

arrangements of the previous paragraph, regarding its dissolution. The reference value dates to the first day of each calendar quarter and is calculated as the arithmetic average of the Net Asset Value of the MF of the last four (4) quarters. With the completion of each new quarter, the Net Asset Value of the MF for this new quarter, calculated as above, will replace the corresponding Net Asset Value of the MF of the previous quarter.

If the Hellenic Capital Market Commission decides to call a MF's shareholders' assembly the redemption of its shares is suspended. If the assembly decides to dissolve the MF, the right to redeem its shares can no longer be exercised. Otherwise, the suspension of share redemption is revoked.

7. TAX STATUS OF UCITS

The tax status of UCITS is determined by article 103 of Law 4099/2012 as amended from 12/12/2019 by article 56 of Law 4646/2019. The deed of incorporation of the MF, the subscription and redemption of its shares are exempt from any tax, fee, levy, right or any other charge in favor of the State, legal entities under public law and third parties in general, except for fees and contributions to the Hellenic Capital Market Commission. Regarding VAT the provisions of the VAT Code apply. (Law 2859/2000).

The Company in the name and on behalf of the MF is obliged to pay a tax which is calculated daily on the six-monthly average of the Net Asset Value of the MF and is paid out to the competent Tax Authority within the first fortnight of the months of July and January of the following semester from its calculation. By paying the tax, the tax obligations of the MF and its shareholders are exhausted. The MF's Tax Rare is set at ten percent (10%) on the currently applicable interest rate for main refinancing operations of the Eurosystem of the European Central Bank (Reference Rate), increased as follows, depending on the category of each MF or any of its sub-fund compartments based on a relevant decision of the Board of Directors of the Hellenic Capital Market Commission:

- For Money Market funds without any further levy,
- For Bond funds, by twenty-five hundreds of a point (0,25),
- For Balanced funds, by fifty hundreds of a point (0,50),
- For Equities fund and any other fund category, except for the ones mentioned above, by one point (1,00).

From the tax due based on the above, the following amounts are deducted: a) any tax proven to have been paid abroad, b) any tax attributable, according to the above and paid by other MF or other collective investment organizations in whose shares the MF has invested. Any credit balance from the above cases is transferred for deduction from the tax due with the following tax declarations.

In the event of a change in the reference interest rate or a change in the category of the MF, the resulting new basis for calculating the tax is valid from the first day of the month following the change.
The capital gains arising for the benefit of the shareholders of A.K. from the redemption of shares at a price higher than the acquisition price, is exempted from any tax, fee, stamp duty, levy, right or any other burden in favor of the State, legal entities under public law and third parties in general.

The shareholder should consider the fact that the taxation of the income or capital gain he acquires depends on the tax legislation to which he is subject. Shareholders are advised to seek advice and/or information from their legal or tax adviser in case of doubt as to the applied tax laws.

8. COMMISSIONS CHARGED TO THE SHAREHOLDERS

a. Entry fee.

During the acquisition (subscription) of shares by the shareholder, the Company collects an entry fee, which is calculated based on a percentage of the Net Asset Value per share of the MF.

The maximum entry fees, which are the upper limits of charges provided for by the Regulation of each MF are as follows:

MUTUAL FUNDS	MAXIMUM ENTRY FEES / SHARE CLASS								
	A	B	GMM	RESET	C	D	I	E-USD	M
ATHOS Income Plus Bond Fund	0,50%	0,50%		0,50%	0,00%	0,00%	0,00%		
ATHOS Recovery Greek Bond Fund	2,00%	3,00%			1,00%	1,00%	0,00%		
ATHOS High Peaks Greek Equities Fund	3,00%	5,00%			1,00%	1,00%	0,00%		
ATHOS-KM Cube-SkyNet US Equities Fund	2,00%	3,00%			1,00%	1,00%	0,00%	3,00%	
ATHOS Discovery Global Equities Dev. Mkts Fund	2,00%	3,00%				1,00%	0,00%	3,00%	
European Bond Fund Target 2027	2,00%						0,00%		2,00%
Global Balanced Fund			2,00%	3,00%		1,00%	0,00%		
MUTUAL FUNDS	MAXIMUM ENTRY FEES								
THETIS EUROPEAN BOND	2,00%								
THETIS BALANCED	5,00%								
THETIS GREEK EQUITIES	5,00%								

b. Exit fee.

During the redemption of shares by the shareholder, the Company collects an exit fee, which is calculated based on a percentage of the Net Asset Value per share of the MF.

The maximum exit fees, which are the upper limits of charges provided for by the Regulation of each MF are as follows:

MUTUAL FUNDS	MAXIMUM EXIT FEES / SHARE CLASS								
	A	B	GMM	RESET	C	D	I	E-USD	M
ATHOS Income Plus Bond Fund	0,00%	0,00%		0,50%	0,00%	0,00%	0,00%		
ATHOS Recovery Greek Bond Fund	1,00%	1,00%			1,00%	1,00%	0,00%		
ATHOS High Peaks Greek Equities Fund	2,00%	2,00%			1,00%	1,00%	0,00%		
ATHOS Discovery Global Equities Dev. Mkts Fund	1,00%	2,00%			1,00%	1,00%	0,00%	2,00%	
ATHOS-KM Cube-SkyNet US Equities Fund	1,00%	2,00%				1,00%	0,00%	2,00%	
European Bond Fund Target 2027	4,00%						0,00%		4,00%
Global Balanced Fund			1,00%	2,00%		1,00%	0,00%		
MUTUAL FUNDS	MAXIMUM EXIT FEES								
THETIS EUROPEAN BOND	2,00%								
THETIS BALANCED	5,00%								
THETIS GREEK EQUITIES	5,00%								

It is noted that the Company, as part of its Commercial Policy, may apply, within the maximum charges provided for by the MFs' Regulations, a differentiated subscription and redemption policy based on quantitative and/or qualitative criteria. For more information about the applicable tariff policy of each A.K. refer to the "UCITS FUNDS UNDER MANAGEMENT" section of this Prospectus as well as the Company's website at www.athosam.com.

9. MANAGEMENT COMPANY FEES CHARGED TO THE NET ASSET VALUE OF THE MUTUAL FUND

For the management of the MFs, the Company is entitled to the following fees:

a. Management Fee amounting to an annual percentage of the Net Asset Value of the MF. This fee is accrued on each valuation day, and it is payable monthly in arrears.

The maximum annual percentage of Management Fee to which the Company is entitled, is determined in the MF Regulations, as follows:

MUTUAL FUNDS	MAXIMUN ANNUAL % MANAGEMENT FEE / SHARE CLASS								
	A	B	GMM	RESET	C	D	I	E-USD	M
ATHOS Income Plus Bond Fund	0,50%	0,75%		0,75%	0,20%	0,10%	0,20%		
ATHOS Recovery Greek Bond Fund	1,50%	2,00%			0,75%	0,25%	0,75%		
ATHOS High Peaks Greek Equities Fund	2,00%	3,00%			1,00%	0,50%	1,00%		
ATHOS Discovery Global Equities Dev. Mkts Fund	2,00%	3,00%			1,00%	0,50%	1,50%	3,00%	
ATHOS-KM Cube-SkyNet US Equities Fund	2,00%	2,50%				2,50%	1,00%	2,50%	
European Bond Fund Target 2027	1,50%						1,00%		1,50%
Global Balanced Fund			3,00%	2,50%		2,50%	1,00%		
MUTUAL FUNDS	ΜΕΓΙΣΤΟ ΕΤΗΣΙΟ % ΑΜΟΙΒΗΣ ΔΙΑΧΕΙΡΙΣΗΣ								
THETIS EUROPEAN BOND	1,50%								
THETIS BALANCED	3,00%								
THETIS GREEK EQUITIES	3,00%								

For the MFs with share classes, the Management Fee in % is charged to all share classes in proportion to their participation in the MF's assets.

It is noted that the Company, within the maximum Management Fee limits provided by the Regulations of the MFs, may apply different management fees per MF. For more information about the applicable management fees for each MF see the "MUTUAL FUNDS UNDER MANAGEMENT" section of this Prospectus.

b. Performance fee at a rate of up to 20% on any excess performance (over-performance), which is defined as the positive difference between the performance of the Net Asset Value per share of the MF and the performance of the currently applicable Reference Indicator. The Performance Fee measurement period is a calendar year beginning on January 1 and ending on December 31 of each year.

The performance of the Net Asset Value per share is defined as the quotient of the difference of the Net Asset Value per share of each valuation day from that of the end of the previous calendar year by the Net Asset Value per share at the end of the previous calendar year. Accordingly, the performance of the Reference Indicator is defined as the quotient of the difference of the Reference Indicator price of each valuation day from that of the end of the previous calendar year by the Reference Indicator price of the end of the previous calendar year.

The excess performance of the share compared to the Reference Indicator is calculated based on the Net Asset Value per share from which all fees and expenses borne by the MF have already been deducted, excluding any accrued Performance Fee of the share on the measurement date. Subscriptions and/or share redemptions or any other distributions do not affect the calculation and payment of the Performance Fee.

The Performance Fee, if any, will be calculated daily and charged to the Net Asset Value per share of the MF. The accrued Performance Fee is finalized and becomes payable at the end of the calendar year. For any Performance Fee of a share to become final and payable, any underperformance of the share class compared to the Benchmark during the performance reporting period as applicable shall first be fully recovered.

If a Performance Fee is paid during the reporting period, a new performance reporting period begins with a start date of January 1 of the year immediately following that to which the Performance Fee paid relates. If no Performance Fee is paid during the reference period, a new rolling performance reference period begins at the end of the previous one. In each new performance reporting period, on its start date, the underperformance recovery mechanism is reset.

Under the above terms and conditions, a Performance Fee is also paid in cases where the share of the MF outperforms the Reference Indicator but has a negative return.

In the case of activation of a new share class during the calendar year, the measurement period has as reference date the day of activation of the share class. In this case, any accrued Performance Fee is finalized and becomes payable at the end of the next full calendar year, from the year of activation of the new class of shares.

In the event of a change in the MF's Reference Indicator during the reporting period, the performance of the Reference Indicator for that period should be calculated by connecting the Reference Indicator previously in force up to the date of the change with the new Reference Indicator used thereafter.

Key information about the Performance Fee mechanism applied by the Company is summarized below:

Performance Fee model	Computation in reference to a benchmark or combination of benchmarks model, or combination of a Reference Indicator plus a fixed rate of return
Performance Fee rate	20% of the unit's excess return over the Benchmark Index
Crystallization frequency	Annual (calendar year: 1st of January – 31st of December)
Crystallization date	31st of December of each calendar year
Performance reference period	5 years rolling

The following table shows the MFs for which, according to their Regulations, a Performance Fee is calculated as well as the Reference Indicators against which the excess performance of the Net Asset Value per share is computed.

It is noted that the Performance Fee is applied to all available share classes of the MFs of the table based on any excess performance of each share class against the Reference Indicator for the same period.

MUTUAL FUNDS	REFERENCE INDICATORS (benchmarks)
ATHOS Income Plus Bond Fund	50% Bloomberg Euro-Aggregate Corporate 1-3 years EUR Unhedged (LEC1TREU) 50% Bloomberg Euro-Aggregate Treasury 1-3 years EUR Unhedged (LET1TREU)
ATHOS Recovery Greek Bond Fund	BofA Merrill Lynch Greece Government Index (G0GR)
ATHOS High Peaks Greek Equities Fund	Athens Stock Exchange General Index
ATHOS Discovery Global Equities Dev. Mkts Fund	50% S&P 500 Euro Hedged (SPXUXEH) 50% Euro Stoxx 50 (SX5E)
ATHOS-KM Cube-SkyNet US Equities Fund	S&P 500 Equal Weight EUR (SPXEWCEP)
Global Balanced Fund	50% Bloomberg Euro-Aggregate Total Return Unhedged EUR (LBEATREU) 50% Dow Jones Global Titans (DJGT)

For a better understanding of the Performance Fee mechanism, the following are illustrative examples.

Note: The graphic illustration below as well as the numerical examples are listed solely with the aim of better understanding the functioning mechanism of the Performance Fee and its parameters (e.g. over-performance / under-performance of MF's share, loss recovery mechanism, reset loss recovery mechanism and reference period) by the shareholders of the MF and in no case are they a prediction or any guarantee for any future performance of the MF.

COMPUTATION EXAMPLES OF PERFORMANCE FEE MECHANISM

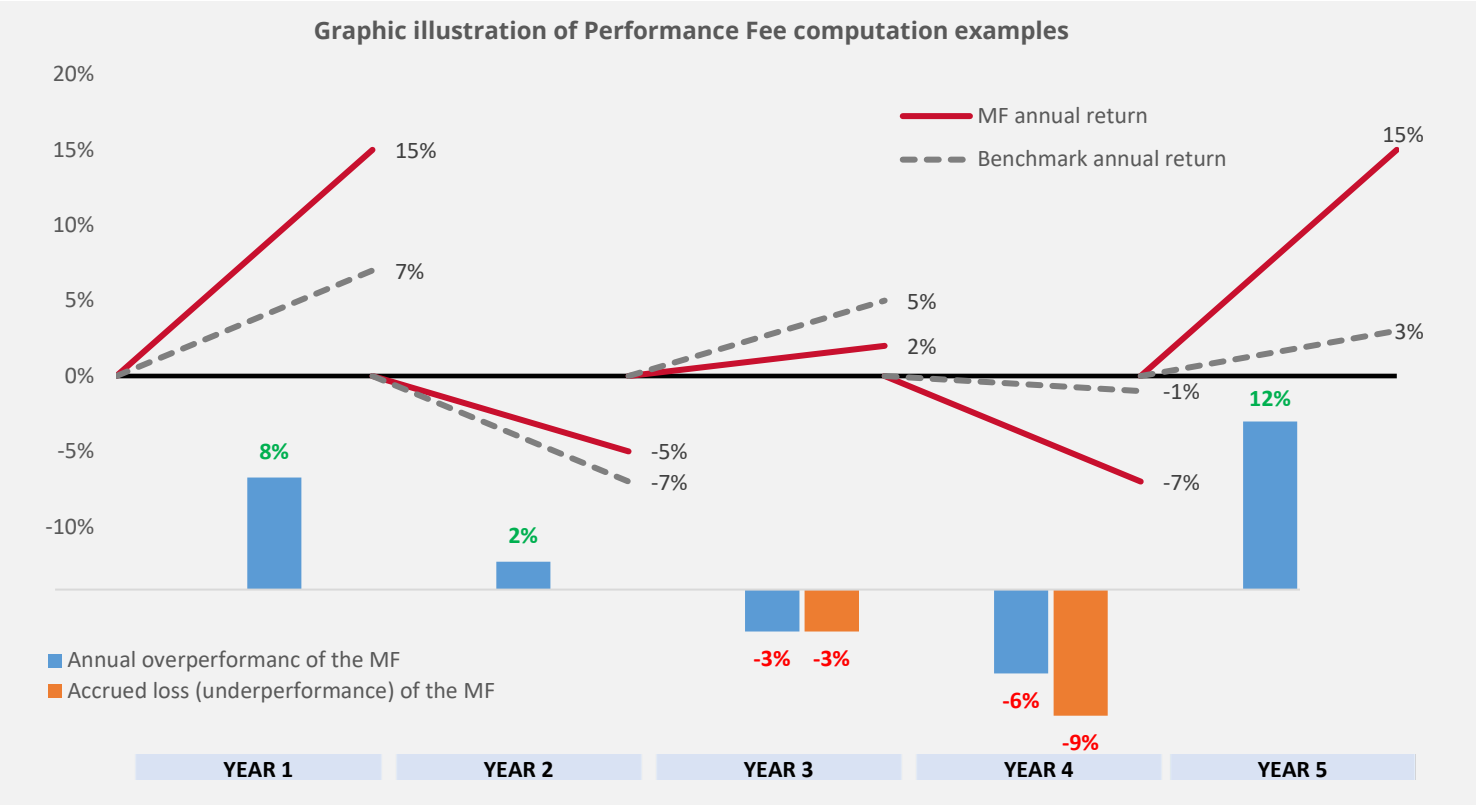

YEAR 1: Scenario of overperformance over positive returns

Return of NAV per share at end of YEAR 1: **15%**
Return of Benchmark at end of YEAR 1: **7%**
Overperformance of MF's NAV per share at end of YEAR 1: 15% - 7% = **8%**
Negative performance (loss) of performance reference period (5 years or since the date of the underperformance recovery mechanism reset): **0%**
Performance Fee of YEAR 1: (8% - 0%) x 20% *(Performance Fee rate)* **= 1,6%**
Date of new performance reference period with underperformance recovery fee mechanism reset: **Start YEAR 2 – End YEAR 6.**

YEAR 2: Scenario of overperformance over negative returns

Return of NAV per share at end of YEAR 2: **-5%**
Return of Benchmark at end of YEAR 2: **-7%**
Overperformance of MF's NAV per share at end of YEAR 2: - 5% - (-7%) = **2%**
Negative performance (loss) of performance reference period (5 years or since the date of the underperformance recovery mechanism reset): **0%**
Performance Fee of YEAR 2: (2% - 0%) x 20% = 0,4%
Date of new performance reference period with underperformance recovery fee mechanism reset: **Start YEAR 3 – End YEAR 7.**

YEAR 3: Scenario of underperformance (loss) over positive returns

Return of NAV per share at end of YEAR 3: **2%**
Return of Benchmark at end of YEAR 3: **5%**
Underperformance of MF's NAV per share at end of YEAR 3: 2% - 5% = **-3%**
Negative performance (loss) of performance reference period (5 years or since the date of the underperformance recovery mechanism reset): **-3%**
Performance Fee of YEAR 3: 0% since no overperformance has been achieved.
Applicable performance reference period with reset of underperformance recovery mechanism: **Start YEAR 3 – End YEAR 7.**

YEAR 4: Scenario of underperformance (loss) over negative returns

Return of NAV per share at end of YEAR 4: **-7%**
Return of Benchmark at end of YEAR 4: **-1%**
Underperformance of MF's NAV per share at end of YEAR 4: -7% - (-1%) = **-6%**
Negative performance (loss) of performance reference period (5 years or since the date of the underperformance recovery mechanism reset): **-9%** *(-3% from YEAR 3, plus -6% from current YEAR 4).*
Performance Fee of YEAR 4: 0% since no overperformance has been achieved.
Applicable performance reference period with reset of underperformance recovery mechanism: **Start YEAR 3 – End YEAR 7.**

YEAR 5: Scenario of overperformance with underperformance (loss) recovery

Return of NAV per share at end of YEAR 5: **15%**
Return of Benchmark at end of YEAR 5: **3%**
Overperformance of MF's NAV per share at end of YEAR 5: 15% - 3% = **12%**
Negative performance (loss) of performance reference period (5 years or since the date of the underperformance recovery mechanism reset): **-9%**
Performance Fee of YEAR 5: (12% - 9%) x 20% = 0,6% since any underperformance or loss previously incurred during the performance reference period should be recovered before a performance fee becomes payable. In the example this is equal to -9%.
Date of new performance reference period with underperformance recovery fee mechanism reset: **Start YEAR 6 – End YEAR 10.**

Note: In the hypothetical scenario described above, where the MF underperforms the benchmark index throughout the entire reference period, a new rolling performance reference period begins at the end of that period (e.g., in the 10th YEAR), starting from the 7th YEAR and ending in the 11th YEAR, with a corresponding adjustment to the underperformance recovery mechanism for this new period. Before any Performance Fee can be paid, any underperformance recorded during the above-mentioned performance reference period must be fully recovered.

10. OTHER COSTS & EXPENSES CHARGED TO THE NET ASSET VALUE OF THE MUTUAL FUND

Other costs and expenses charged to the Net Asset Value of the MFs are the following:

- Custody Fee calculated daily on the average of the Net Asset Value of the MF of every valuation day. Custody fee is paid on a monthly basis, and it includes any fees of any third person who acts as a sub-custodian of all or part of the assets of the MF.

MUTUAL FUNDS	MAXIMUM ANNUAL CUSTODY FEES
ATHOS Income Plus Bond Fund	0,20%
ATHOS Recovery Greek Bond Fund	0,20%
ATHOS High Peaks Greek Equities Fund	0,30%
ATHOS Discovery Global Equities Dev. Mkts Fund	0,20%
ATHOS-KM Cube-SkyNet US Equities Fund	0,20%
European Bond Fund Target 2027	0,20%

Global Balanced Fund	0,19%
THETIS EUROPEAN BOND	0,20%
THETIS BALANCED	0,20%
THETIS GREEK EQUITIES	0,20%

- Remuneration of the statutory auditors-accountants, who audit the MF's reports in accordance with the provisions of article 77 of Law 4099/2012.
- Remuneration to third parties providing services related to the MF under a contract agreement with the Company, including, but not limited to, valuation and accounting service providers, transfer agent services.
- Expenses and commissions on transactions executed on behalf of the MF.
- Any tax and related charge for the MF, which is enforced by the applicable tax law, as well as any tax that may be imposed by law in the future and is charged with the transactions of the MF, its assets, or its management.
- Expenses of the publications related to the MF as provided by Law 4099/2012.
- Costs related to the mandatory disclosures to the shareholders.
- Contributions to the Hellenic Capital Market Commission, taxes, and related charges.
- Remuneration of legal and other advisors.
- Any distribution costs.
- Previous years' expenses.

It is noted that for the MFs with share classes all other costs and expenses are borne by all share classes in proportion to their participation in the assets of the MF.

11. INVESTMENT RESTRICTIONS

a. Permitted investments.

1. The MF's assets may be invested only:
    a. In transferable securities and money market instruments accepted and/or traded on a regulated market within the meaning of paragraph 10 of article 2 of L. 3606/2007, as in force and the respective provisions of the national laws of the Member States, with which they were harmonized as to the provision of case 14 of paragraph 1 of article 4 of Directive 2004/39/EC, as in force.
    b. In transferable securities and money market instruments traded in another supervised market of a Member State operating normally, it is recognized and open to the public.
    c. In transferable securities and money market instruments admitted to a third-country listing, or traded on another supervised third-country market, which operates normally, it is recognized and open to the public. The stock exchanges and the markets of the present case are defined by the Hellenic Capital Market Commission.
    d. In newly issued securities provided that such issuance includes the obligation to apply for official listing on a stock exchange or other market in cases (a), (b) and (c) of this paragraph and if the listing is effectuated within one year of issuance.
    e. In units of undertakings for collective investment in transferable securities (UCITS) approved under national laws which have been harmonized with directive 2009/65/EC, as in force, and/or other collective investment undertakings, irrespective of whether Member State where:
        I. Such other collective investment undertakings have been authorized based on laws providing that they are subject to supervision at least equivalent to that provided for in EU legislation and provided that the Hellenic Capital Market Commission has concluded with the relevant supervisory authority a cooperation and exchange of confidential information agreement.
        II. The level of protection of the unitholders of other collective investment undertakings shall be at least equivalent to that provided to the UCITS-holders, and particularly the rules relating to the separation of its assets, to borrowing and lending operations and short selling of securities and money market instruments are at least equivalent to the requirements of Directive 2009/65/EC as applicable.
        III. The activities of the other collective investment undertakings are described in half-yearly and annual reports so that the assets and liabilities, results and operations carried out during the Period covered by the reports, and

IV. A UCITS or other collective investment undertaking whose units are to be acquired may not invest, in accordance with its rules of procedure or its statutes, more than 10% of its net assets in units of other UCITS or other collective investment undertakings.

f. Deposits in credit institutions attributable to depositors on demand or forward deposits lasting up to twelve (12) months if the credit institution has its registered office in a Member State or, if the registered office of the credit institution is located in a third country where the institution is subject to prudential supervision, which is considered to be at least equivalent to that provided for in EU legislation. The third countries are appointed by a decision of the Hellenic Capital Market Commission after consultation with Bank of Greece.

g. In derivative financial instruments, including those equivalents to cash-settled instruments traded on one of the markets in cases (a), (b) and (c) of this paragraph or derivatives financial instruments which are the subject of OTC transactions (OTC derivatives), provided that:

I. The underlying element of the derivative of a financial instrument consists of one of the elements referred to in this chapter, in finance indicators, interest rates, exchange rates or currencies, which are included in the investment objective Of the FUND as set out in its rules of procedure.

II. Counterparties involved in OTC derivative transactions are financial institutions subject to prudential supervision in respect of such transactions and belong to the categories that the Capital Market Commission may determine, and

III. OTC derivatives are subject daily to a credible and verifiable valuation and may be sold, liquidated, or closed by a compensatory transaction at any time at their fair value on the initiative of the Fund.

h. In Money market instruments as defined in article 3 of law 4099/2012, other than those traded on a supervised market, where the issuing or issuer of such instruments is subject to arrangements for the protection of investors and their capital and provided that such means are:

I. Issued or guaranteed by a central, regional, or local authority by a central bank of a Member State by the European Central Bank, the European Union, the European Investment Bank, a third State or, in the case of a federal state, by a member or by a public international body to which one or more Member States belong, or,

II. are issued by an undertaking whose securities are admitted to trading on markets referred to in cases (a), (b) and (c) of this paragraph,

III. are issued or guaranteed by a body subject to prudential supervision, in accordance with the criteria of EU legislation, or by an organization subject to prudential rules considered to be at least equivalent with those of EU legislation.

IV. are issued by other organizations belonging to the categories that may be identified by the Hellenic Capital Market Commission, provided that the investments in these instruments are subject to an investor protection scheme at least equivalent to that provided for in Cases of sub-paragraphs (I.), (II.) or (III) of the present case and where the issuer is:

i. A company whose capital and reserves amount to at least EUR 10 million and submits and publishes its annual accounts or reports in accordance with the provisions of Article 7a of the codified law 2190/1920 and the fourth directive 78/660/EEC (OJ L 222/14.8.1978), based on article 54 (3) (g) of the Treaty on annual reports (accounts), of certain categories of companies, or,

ii. an organization belonging to a group of companies with one or more listed companies, which is intended to finance the group, or,

iii. organization, which aims to finance schemes through securitization that have secured bank financing.

2. The Fund may invest up to 10% of its net assets in other transferable securities and other money market instruments other than those referred to in paragraph 1 of this article.

The Fund will not acquire precious metals or graphic titles.

b. Investment limits – Risk allocation.

1. It is permissible to place:

a. Up to 10% of the net assets of the Fund in transferable securities and/or money market instruments of the same issuer.

b. Up to 40% of the net assets of the Fund in transferable securities and/or money market instruments of issuers in each of which the Fund has invested more than 5% of its net assets. The limitation of this element does not apply

to deposits, as well as to OTC derivative transactions. The securities and money market instruments referred to in paragraphs 4 and 5 of this article shall not be aggregated by other investments in transferable securities and money market instruments in calculating the limit of 40% referred to in this paragraph.

2. The Fund is not allowed to place more than 20% of its net assets in deposits with the same credit institution.
3. It is prohibited that the investments of the Fund in units of UCITS or other collective investment undertakings, as defined in the case (e) of article 4 (1) of the regulation of the Fund, exceed 10% of its net assets. When calculating the investment limits of this Article, investments made by UCITS or other collective investment undertakings to units of UCITS which have been acquired by the Fund, shall not be considered.
4. By way of derogation from paragraph 1, a maximum of 35% of the net assets of the Fund shall be permitted to be placed in transferable securities and money market instruments of the same issuer where the securities or money market instruments have been issued or guaranteed by a Member State or by third States, as defined in a relevant decision of the Hellenic Capital Market Commission, or by a public international organization involving one or more Member States.
5. By way of derogation from paragraph 1, it is permitted to invest up to 25% of the net assets of the Fund in bonds that are issued before 8.7.2022 and meet the conditions set out in this case, as it applied on the date of their issuance, or in case the bonds fall under the definition of covered bonds, as provided for in paragraph 1 of the article 3 of Directive (EU) 2019/2162 (L328) and the national integration measures. The investments of the Fund in the present bonds that are more than 5% per issuer are not allowed to exceed 80% of the net assets of the Fund, in compliance with the limit of 25% per issuer.
6. Without prejudice to paragraphs 1, 2 and 8 of this article, the Fund may not combine, cumulatively, more than 20% of its net assets in:
    a. investments in transferable securities or money market instruments issued by the same organization,
    b. deposits in this organization, and/or
    c. risks from OTC derivatives operations with this organization as a counterparty.
7. The investments in transferable securities or money market instruments issued by the same organization or the deposits in this organization or the operations in derivative financial instruments with the counterparty in question, which have been carried out in accordance with paragraphs 1, 2, 3, 4, 5 and 6 of this article and subject to paragraph 8 must not cumulatively exceed 35% of the Fund's net assets.
8. The risk regarding a counterparty to which the Fund is exposed. when carrying out an OTC derivative transaction, it may not exceed:
    a. 10% of the net assets of the Fund, when the counterparty is a credit institution, as defined in case (f) of paragraph 1 of article 4 of the Fund's Regulation, or
    b. 5% of the net assets of the Fund in all other cases.
9. The total amount of investments in securities and money market instruments referred to in paragraph 4 of this article is allowed to increase up to 100% of the net assets of the Fund, if the following terms and conditions are met:
    a. The Fund has invested in securities and money market instruments belonging to at least six (6) different issues and the values belonging to each issue do not exceed 30% of the Fund's net assets and
    b. The states and public international organizations (in which one or more member states participate) that issue or guarantee the securities and money market instruments to which the Fund is to invest more than thirty-five percent (35%) of its net assets, are the following: USA, Canada, Australia, Japan, Countries of the European Union, Switzerland, Norway, O.E.C.D., World Bank, European Investment Bank (E.I.B.), International Monetary Fund (I.M.F.), European Bank for Reconstruction and Development (E.B.R.D.), International Bank for Reconstruction and Development (I.B.R.D.), International Finance Corporation (I.F.C.), Inter- American Development Bank (IA.D.B.), African Development Bank (Af.D.B.), Asian Development Bank (As.D.B.), European Financial Stability Facility (E.F.S.F.) as well as any corresponding authority that may be established in the future related to the E.F.S.F. constitutive purpose. In the Fund's Prospectus, as well as in each of its informational and advertising forms or publications, reference is made, in a prominent place, to the establishment or operating license it has received from the Capital Market Commission, as well as to the states and public international organizations in securities in which he intends to invest or has invested more than 35% of his net assets.
10. The companies that are included in the same group for the purposes of drawing up consolidated accounts, in accordance with the provisions of Law 2190/1920 and Directive 83/349/EEC (EE L 193/18.7.1983), as applicable, or the internationally recognized accounting rules, are considered as a single organization for the calculation of the limits provided for in the provisions of paragraph 6 and 7 of this article. In compliance with the limit provided for in case a) of paragraph 1 of this article regarding the investments of the Fund in securities and money market instruments of the same issuer, the Fund is not allowed to invest a cumulative percentage greater than 20% of its net assets in transferable securities and money market instruments of the companies of the same group. The Company must include in the Fund's Prospectus and in its annual and half-yearly report special reference to its investments in companies of the same group.

11. The Company, for all the Funds that it manages, is not allowed to acquire shares of a company with its registered office in Greece or in a third country, with or without voting rights, that represent a percentage greater than 10% of the total of the corresponding category of shares.
12. The Company, for all the Funds that it manages, is not allowed to acquire shares of a company with its registered office in another member state, with or without voting rights, that represent a percentage greater than 10% of the total of the corresponding class of shares, unless the national legislation of the other state- membership provides for other restrictions.
13. The Fund may not invest in a percentage greater than:
    a. 10% of an issuer's voting shares,
    b. 10% of an issuer's non-voting shares
    c. 10% of an issuer's total bonds,
    d. 10% of an issuer's money market instruments,
    e. 25% of the shares of a Fund or of another collective investment organization of case (e) of paragraph 1 of article 4 of the Regulation of the Fund.

    The investment limits of cases (c), (d) and (e) of this paragraph may not be observed at the time of acquisition, if at that time it is not possible to calculate the gross value of the bonds or money market instruments or the net value of the shares of the Fund or other collective investment organizations.
14. The restrictions of paragraphs 11, 12 and 13 of this article do not apply to the securities and money market instruments of paragraphs 4, 5 and 9 of this article as well as to shares of a company that has its registered office in a third country, since according to the legislation of the state in question, the placement in question of the company's shares constitutes the only possibility of investing in securities of issuers of that state, provided that the said company observes, in the exercise of its investment policy, the investment limits provided for in provisions of this article.
15. The Fund is allowed to invest, as part of its investment policy, in accordance with its Regulation and the relevant provisions of Law 4099/2012, as applicable, in derivative financial instruments, as long as the risk exposure of the underlying elements of the derivative financial instrument in combination with the risk exposure from the investment in transferable securities and money market instruments of the same issuer does not exceed, cumulatively, the investment limits referred to in the provisions of paragraphs 3 to 10 of this article. When the Fund invests in derivative financial instruments with an underlying index value, these investments are not considered when calculating the investment limits referred to in the provisions of paragraphs 3 to 10 of this article.
16. The Fund ensures that the total risk to which it is exposed in relation to derivative financial instruments does not exceed the total net value of its assets. The risk exposure is calculated based on the current value of the underlying of the derivative financial instruments, counterparty risk, future market movements and the time available to liquidate the positions.
17. When a transferable security or a money market instrument incorporates a derivative financial instrument, this derivative must be considered when calculating the investment limits on derivative financial instruments of this paragraph.
18. For the rest, the provisions of articles 59, 60, 61, 63, 64 and 65 of Law 4099/2012, as applicable, apply, insofar as they have scope.

12. INVESTMENT RISKS

There is no guarantee that the Fund will achieve the desired results as described in its Regulation. The Funds do not have guaranteed performance and past performance is no guarantee of future performance. The Fund's share value may fluctuate, and investors may receive less than their initial investment.

The probability of this to happen is directly related to the degree of importance of the following risks, which may be involved in investing in a Fund. Funds are only suitable for investors who understand the risks involved.

RISKS	DESCRIPTION
Market risk	The risk of losses for the Fund, which may arise from the fluctuation of the market value of positions in the Fund's portfolio, due to changes in market conditions such as interest rates, foreign exchange rates, stock and commodity prices, or the solvency of an issuer from falling market prices.
Liquidity risk	The risk of the inability to liquidate or close the Fund's portfolio positions at a limited cost within a reasonable period.
Credit risk	It is the risk of the inability to fulfill obligations on the part of an issuer of securities in which the Fund has invested. It refers to the possibility of default of the issuer of securities with a corresponding loss of part or all the invested capital.

RISKS	DESCRIPTION
Counterparty risk	The risk of losses for the UCITS if the settlement of transactions in financial instruments does not proceed smoothly, especially if the counterparty in a transaction does not pay funds or deliver securities on time until the finalization/clearing of the transaction.
Exchange rate risk	The risk arising from fluctuations in exchange rates, which affects the valuation of the assets of the UCITS that are traded in a different currency from the reference currency of the UCITS.
Diversification risk	The risk arising from the limited diversification of the assets of the mutual fund (MF).
Inflation risk	The risk related to the reduction of the real return of the MF due to an increase in the general consumer price index.
Custody risk	The risk of loss of MF assets due to acts, omissions, or fraud by the custodian. Since the custodian is a large banking institution (Eurobank S.A.), with internal control procedures and high creditworthiness, this risk is considered negligible.
Country risk	The risk is associated with the institutional and regulatory framework of the country in which the MF's assets are invested.
Interest rate risk	The risk affecting the bond and money markets due to changes in the interest rate curve.
Asset reduction risk	The risk is related to the decrease in the assets of the MF either due to the redemption or cancellation of its units or due to the distribution of units whose value is greater than the profits achieved during the financial year.
Derivatives risk	The risk associated with the volatility of derivative financial instruments, which can be significant even when the price fluctuation of the underlying asset is minor.
Valuation risk	The risk is related to fluctuations in the value of the MF's assets.
Active management risk	The risk arising when the active management of a portfolio seeks to achieve returns significantly higher than its benchmark index by taking on high risks.
Operational risk	The risk of losses for the MF due to inadequate internal procedures, weaknesses related to personnel and company systems, or external factors.
Sustainability risk	Sustainability risk refers to an event or circumstance in the environmental, social, or governance sector that, if it occurs, could have actual or potential significant negative impacts on the investment's value.

In the Key Information Documents (KID) of each MF, specific details are provided regarding the risk-return profile of the MF based on its classification on a scale from 1 to 7 (where 1: lower risk – lower expected return, and 7: higher risk – higher expected return). This classification is determined by calculating the synthetic risk and return indicator of the MF, as well as the other key risks to which each MF is exposed.

13. RISK MANAGEMENT, USE OF DERIVATIVES FINANCIAL INSTRUMENTS AND METHOD OF CALCULATING TOTAL RISK EXPOSURE

For risk management purposes, the Company implements risk measurement procedures and techniques that allow it to monitor and calculate, at any time, the risks of positions and their impact on the overall risk exposure of the portfolio.

Each MF may use techniques and instruments related to transferable securities, money market instruments, and derivative financial instruments, provided that these techniques and instruments are used for efficient management and/or hedging of its net assets, under the conditions and within the limits defined by Law 4099/2012 and the decisions of the Hellenic Capital Market Commission. It is noted that these transactions must not deviate the MF from its investment objective. Within the above framework, the Company ensures that the total risk from derivative financial instruments to which the MF portfolio is exposed does not exceed the total value of its assets. Risk exposure is calculated based on the current value of the underlying assets of the derivative financial instruments, counterparty risk, future market movements, and the available time for liquidating positions.

In the case of using derivative financial instruments, the Company regularly informs the Hellenic Capital Market Commission in the manner specified by the latter regarding the types of derivative financial instruments, the underlying risks, the quantitative limits, and the chosen methods for assessing risks arising from derivative financial instruments for each MF under its management.

As of the date of this Prospectus, despite the provision for such use in the regulations of the managed MFs, the Company does not use derivative financial instruments for the purpose of efficient management and/or hedging of assets of the managed MFs, nor does it engage in over-the-counter derivative transactions. Consequently, this Prospectus does not include the information and data defined by the applicable legislative and regulatory framework regarding the use of such instruments and the execution of such transactions. However, if in the future the Company decides to use the aforementioned instruments and/or engage in the aforementioned transactions, the relevant modifications will be made to the MF Prospectus to include the necessary information.

The Company's permanent Risk Management function enables it to identify, assess, calculate, and continuously monitor the risks of positions and their impact on the total risk exposure of the MF. The Company uses the Relative Value at Risk (Relative VaR) methodology to calculate the total risk exposure of the portfolio. The reference portfolio for the calculation of the Relative VaR for each MF is the corresponding benchmark index of the MF. If an MF does not use a benchmark index, then a reference portfolio is defined based on an index or a combination of indices that adequately represent the investment policy and limits of the MF.

According to the Relative VaR approach, the total risk exposure of the MF is calculated as follows:

a. The potential loss (VaR) of the current MF portfolio (including derivative financial instruments) is calculated.
b. The potential loss (VaR) of the reference portfolio is calculated.
c. It is ensured that the potential loss of the MF portfolio does not exceed twice the potential loss of the reference portfolio to maintain the Company's total leverage ratio at 2. This limit is calculated as follows:

$$\frac{VaR\ Mutual\ Fund\ portfolio}{VaR\ Reference\ portfolio} \leq 200\%$$

The reference portfolio and related procedures meet the following criteria:

a. The reference portfolio is unleveraged and does not include any derivative financial instruments or embedded derivatives, except in cases where the MF:
    i. Engages in a long/short market strategy. In this case, the MF may select a reference portfolio that uses derivative financial instruments to achieve exposure for the short position.
    ii. Intends to hedge its currency exposure. In this case, the MF may select a currency-hedged index as a reference portfolio.
b. The risk profile of the reference portfolio is consistent with the investment objectives, policies, and limits of the MF portfolio.
c. If the risk/return profile of the MF changes frequently or if defining a reference portfolio is not feasible, the Relative VaR method should not be used.
d. The process for defining and maintaining the reference portfolio is integrated into the risk management procedure and is supported by adequate policies. Additionally, guidelines are established regarding the composition of the reference portfolio. Furthermore, the actual composition of the reference portfolio and any changes to it are fully documented.

It is noted that the reference portfolios used by the Company for calculating Relative VaR for each MF at the time of issuing this Prospectus are as follows:

MUTUL FUNDS	REFERENCE PORTFOLIOS for RelVaR calculation
ATHOS Income Plus Bond Fund	50% Bloomberg Euro-Aggregate: Corporate 1-3Y EUR Unhedged (LEC1TREU) 50% Bloomberg Euro-Aggregate: Treasury 1-3Y EUR Unhedged (LET1TREU)
ATHOS Recovery Greek Bond Fund	BofA Merrill Lynch Greece Government Index (G0GR)
ATHOS High Peaks Greek Equities Fund	Athens Stock Exchange General Index
ATHOS Discovery Global Equities Dev. Mkts Fund	50% S&P 500 Euro Hedged (SPXUXEH) 50% Euro Stoxx 50 (SX5E)
ATHOS-KM Cube-SkyNet US Equities Fund	S&P 500 Equal Weight EUR (SPXEWCEP)

European Bond Fund Target 2027	80% Bloomberg Pan-European High Yield EUR (I02501EU) 20% Bloomberg Euro-Aggregate: Corporate 3-5Y EUR Unhedged (LEC3TREU)
Global Balanced Fund	50% Bloomberg Barclays Euro-Aggregate EUR Unhedged (LBEATREU) 50% DJ Global Titans (DJGT)
THETIS EUROPEAN BOND	70% Bloomberg Barclays Euro-Aggregate EUR Unhedged (LBEATREU) 30% BofA Merrill Lynch Greece Government Index (G0GR)
THETIS BALANCED	50% Athens Stock Exchange General Index 50% BofA Merrill Lynch Greece Government Index (G0GR)
THETIS GREEK EQUITIES	Athens Stock Exchange General Index

The Company calculates the total risk exposure on a daily basis and ensures compliance with exposure limits on an ongoing basis. Depending on the investment strategy followed, the Company also performs intraday calculations when necessary.

14. SECURITIES FINANCING TRANSACTIONS (SFTs)

For more effective portfolio management, the Company may participate in securities lending and repurchase agreements (repos) for the MFs it manages through central or third-party selected counterparties, in accordance with applicable legislative and regulatory provisions. These transactions are conducted at a risk level consistent with the risk profile of each MF and in compliance with the relevant risk diversification rules.

The use of such portfolio management techniques generates income (interest) for the MF and may also result in expenses, such as transaction fees payable to the counterparty.

Under Regulation (EU) 2015/2365 of the European Parliament and the Council, these techniques are classified as Securities Financing Transactions (SFTs) and are subject to specific monitoring measures and disclosure requirements.

As of now, the Company does not engage in Securities Financing Transactions or re-use (SFTs) for the MFs under its management. If, in the future, the Company decides to enter into such transactions, it will ensure the thorough examination and monitoring of all financial aspects directly associated with these transactions, such as the underlying interest rates of repurchase and reverse repurchase agreements, as well as the costs/fees charged to UCITS during the execution of such transactions.

15. LIQUIDITY STRESS TESTING

Liquidity Stress Testing is a risk management tool within the liquidity risk management framework of the mutual funds (MFs). It simulates a range of conditions, including normal and extreme but plausible scenarios (i.e., extreme, unlikely, or adverse situations), to assess their potential impact on funding obligations, assets, overall liquidity of a mutual fund, and the necessary monitoring actions and escalation measures.

The Company has established the framework, conditions, and procedures for conducting liquidity stress testing exercises for the MFs under its management in order to:

- Ensure that they have sufficient liquidity to successfully meet potential redemption requests, especially in periods of emergency.
- Enhance the Company's ability to manage MF liquidity more effectively in the interest of investors.
- Identify and address liquidity weaknesses in an investment strategy in a timely and efficient manner, thereby facilitating investment decision-making.
- Assist in risk management monitoring and support decision-making processes regarding MF liquidity as an additional risk management tool.
- Liquidity Stress Testing is conducted under similar conditions as other risk management activities and is subject to regulatory independence requirements. As a result, it is carried out independently from the mutual fund portfolio management services of the Company.

Liquidity Stress Testing for the MFs managed by the Company falls under the responsibilities of the Risk Management Department, which is also responsible for its implementation.

It is a key component of the periodic reports prepared by the Risk Management Department and is submitted along with these reports to the Management and Investment Division of the Company. It is also approved as part of the Annual Risk Report by the Company's Board of Directors.

The Company has taken all necessary measures to ensure that the results of Liquidity Stress Testing are taken into account by the Investment Division as part of the portfolio management process of the MFs.

UCITS UNDER MANAGEMENT

FIXED INCOME FUNDS

	p.
ATHOS Income Plus Bond Fund	33
ATHOS Recovery Greek Bond Fund	36
European Bond Fund Target 2027	39
THETIS EUROPEAN BOND	42

BALANCED FUNDS

Global Balanced Fund *(ex. GMM WORLD BALANCED FUND)*	45
THETIS BALANCED	48

EQUITIES FUNDS

ATHOS High Peaks Greek Equities Fund	51
ATHOS Discovery Global Equities Developed Markets Fund	54
ATHOS – KM Cube – SkyNet US Equities Fund	57
THETIS GREEK EQUITIES	60

ATHOS Income Plus Bond Fund

GENERAL INFORMATION

License	Decision HCMC 273/19.7.2017
LEI	254900JUFLDSL304SP56

Launch dates – Unit launch price

Date	Share class	ISIN	Launch price
17/10/2017	A	GRF000168002	10,0000 €
19/12/2017	I	GRF000179009	10,0140 €
20/02/2018	B	GRF000169000	10,0325 €
11/07/2025	RESET	GRF000532009	11,9160 €

Type	International Bond Fund
SFDR classification	Article 6
Previous names	ATHOS Income Plus Money Market Mutual Fund
Regulation amendments	Dec. HCMC 313/20.03.2019 — Name and investment policy change Dec. HCMC 410/03-03-2022 — Addition of Performance Fee Dec. HCMC 410/03-03-2022 — Establishment of a new unit class / Adjustments in accordance with Law 4099/2012
Duration	Indefinite

INVESTMENT INFORMATION

Investment objective

The investment objective of "ATHOS Income Plus Bond Mutual Fund" is to achieve a satisfactory return, primarily derived from income and secondarily from capital appreciation, while assuming the lowest possible investment risk.

Investment policy

To achieve its investment objective, the MF primarily invests in debt securities denominated in Euro, including supranational, government, and corporate bonds, as well as government treasury bills, regardless of credit rating. The average modified duration of the portfolio will not exceed three (3) years.

The investment philosophy is based on fundamental analysis. By analyzing international macroeconomic data, the economic cycle phase is identified, and key macroeconomic variables are assessed to optimize the asset allocation between debt securities and cash. At a second level, an appropriate analysis methodology is applied to determine the proportion of investment in government and corporate securities.

Regarding the selection of corporate bonds, the goal is to invest in companies operating in sectors with increasing demand, which hold a leading market position, demonstrate positive profitability prospects, and have proven effective management.

	The MF may use derivative financial instruments to either hedge (protect) or enhance (efficiently manage) the returns on its assets.
Target investors	The MF is primarily intended for investors with a short- to medium-term investment horizon (1 to 3 years) who understand that, due to the nature of the markets in which it invests, the net asset value may fluctuate.
Risk indicator	1 **2** 3 4 5 6 7 Where 1 lower risk, 7 higher risk. This product has been classified as level 2 out of 7, which corresponds to the "low" risk category.
Portfolio risk analysis	The most significant risks associated with the MF portfolio and their respective levels of importance are presented below: Market Risk: Moderate Credit Risk: Moderate Interest Rate Risk: Moderate Liquidity Risk: Low Counterparty Risk: Moderate Operational Risk: Low The total risk exposure of the MF is calculated using the Relative Value at Risk (Relative VaR) methodology, with the Benchmark Index serving as the reference portfolio.

Benchmark index

Description	Implementation date
50% Bloomberg Euro-Aggregate: Corporate 1-3Y EUR Unhedged (LEC1TREU) 50% Bloomberg Euro-Aggregate: Treasury 1-3Y EUR Unhedged (LET1TREU)	01/01/2023

The administrators providing these Benchmark Indices are registered in the registry of Article 36 of Regulation (EU) 2006/1011.
Since the MF follows an active management strategy, its returns may deviate significantly from those of the Benchmark Index.

Previous Benchmark Indices	Application period
60% Bloomberg Barclays Govt 1-5Y(BEGC15) 40% Euribor 6m	21/03/2019-31/12/2022

SUBSCRIPTION – REDEMPTION FEES

Subscription fees *(based on the current pricing policy)*

Customer relationship value	For all share classes
Up to 14.999€	0,00%
15.000€-49.999€	0,00%
50.000€-149.999€	0,00%
Over 150.000€	0,00%

In the case of transferring an investment from another MF of the Company, a transfer fee of 0.30% of the participation value in the MF applies (excluding unit class I and RESET).

Redemption fees *(based on the current pricing policy)*

Investment duration (Years)	For all share classes
Up to 1 year	0,00%
2nd and 3rd year	0,00%
More than 3 years	0,00%

MANAGEMENT COMPANY FEES

Management fee *(based on the current policy)*	**Κατηγορία μεριδίου (class)**			
	A	**B**	**RESET**	**I**
	0,50% annually	0,75% annually	0,50% annually	0,20% annually
Performance fee *(based on the current policy)*	For all unit classes, a 20% fee is applied on any excess return (outperformance) of the unit price of each class compared to the Benchmark Index.			

ONGOING CHARGES

Ongoing charges ratio (OCR)	**Share class**			
	A	**B**	**RESET**	**I**
	1,06%	1,31%	1,06%	0,76%
	The OCR has been calculated based on the financial results of 2025 and does not include the Performance Fee or the portfolio transaction costs of the MF.			

PAST PERFORMANCE

Below are the past performance results of the active unit classes of the ATHOS Income Plus Bond Fund, which have completed a 12-month operational period, along with their comparison to the Benchmark Index of the MF, as required by Article 46 of Decision HCMC 15/633/20.12.2012.

The reported performances for the years 2018 and 2019 were achieved under conditions that no longer apply due to a modification of the MF's investment objective on 20/03/2019.

Past performance of ATHOS Income Plus Bond Fund vs. Benchmark
(period 2018-2025)

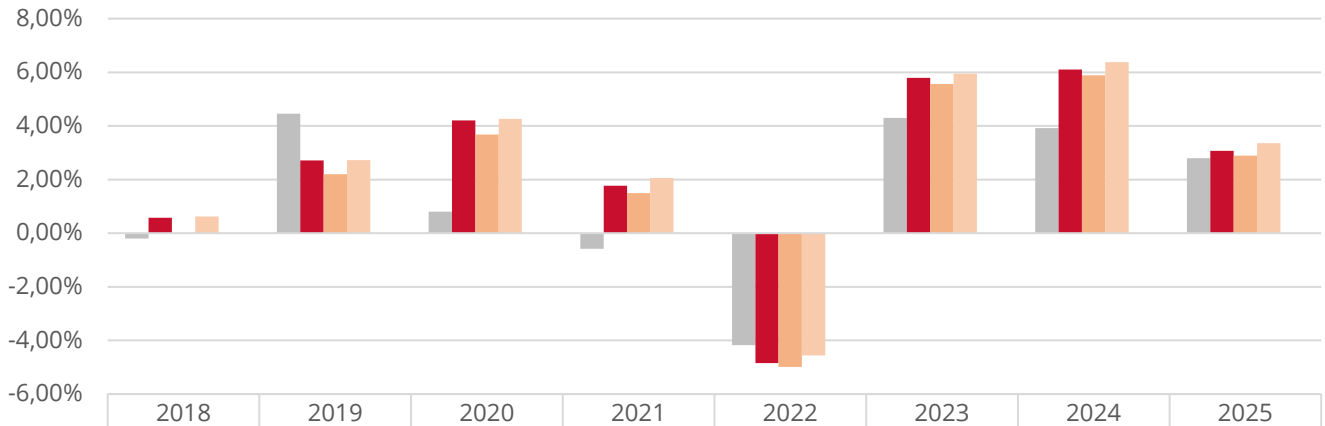

	2018	2019	2020	2021	2022	2023	2024	2025
Bench.	-0,20%	4,46%	0,80%	-0,58%	-4,17%	4,30%	3,92%	2,79%
Class A	0,57%	2,71%	4,21%	1,77%	-4,84%	5,79%	6,10%	3,07%
Class B		2,20%	3,68%	1,49%	-4,99%	5,57%	5,89%	2,89%
Class I	0,62%	2,72%	4,26%	2,06%	-4,56%	5,95%	6,37%	3,36%
Class Reset								

ATHOS Recovery
Greek Bond Fund

GENERAL INFORMATION

License	Decision HCMC 273/19.7.2017
LEI	254900QELCGNDIGVMY90

Launch dates – Unit launch price

Date	Share class	ISIN	Launch price
29/09/2017	A	GRF000166006	10,0000 €
09/01/2018	B	GRF000167004	12,0303 €
17/05/2018	I	GRF000178001	11,3037 €

Type	Greek Bond Fund
SFDR classification	Article 6
Regulation amendments	Dec. HCMC 410/03-03-2022 Compliance with ESMA 34-399-992 of 05/11/2020
Duration	Indefinite

INVESTMENT INFORMATION

Investment objective

The investment objective of "ATHOS Recovery - Hellenic Bond Mutual Fund" is to achieve a satisfactory return, primarily derived from income and secondarily from capital appreciation, while assuming the lowest possible investment risk.

Investment policy

To achieve its investment objective, the mutual fund primarily invests in Greek government bonds as well as bonds of companies that are either headquartered in Greece or have Greek interests. Secondarily, the fund may invest in foreign government, supranational, and corporate bonds, as well as in bank deposits and liquidity-equivalent debt securities.

The investment philosophy is based on fundamental analysis. By analyzing macroeconomic data both in Greece and abroad, the economic cycle phase is identified, and key macroeconomic variables are assessed to optimize the asset allocation between bonds and cash. In portfolio construction, factors such as weighted duration, convexity, and the position of each bond on the yield curve are considered. At a secondary level, an appropriate analytical methodology is applied to select specific bond issues and determine the investment allocation between government and corporate bonds.

Regarding corporate bond selection, the goal is to choose issuances from companies operating in sectors with positively evolving demand, holding a leading position in their industry, or targeting niche markets. These companies should demonstrate positive profitability prospects and have proven competent management. In any case, the selection of these securities aims to optimize the risk/return ratio according to Portfolio Management theory.

	The mutual fund may hedge (mitigate risk) or enhance (efficiently manage) the returns of its assets using derivative financial instruments.
Target investors	The mutual fund is primarily aimed at investors with a medium- to long-term investment horizon (over 3 years) who understand that, due to the nature of the markets in which it invests, the value of its assets may fluctuate.
Risk indicator	1 2 **3** 4 5 6 7 Where 1 represents lower risk and 7 represents higher risk, we have classified this product at level 3 out of 7, which falls into the "medium-low" risk category.
Portfolio risk analysis	The main risks associated with the mutual fund's portfolio and their significance are presented below: Market Risk: High Credit Risk: Medium Interest Rate Risk: High Liquidity Risk: Medium Counterparty Risk: Medium Operational Risk: Low The fund's overall risk exposure is measured using the Relative Value at Risk (Relative VaR) methodology, with the Benchmark Index serving as the reference portfolio.
Benchmark index	**Description** / **Implementation date** BofA Merrill Lynch Greece Government Index (G0GR) / 29/09/2017 The administrators providing these Benchmark Indices are registered in the registry of Article 36 of Regulation (EU) 2006/1011. Since the MF follows an active management strategy, its returns may deviate significantly from those of the Benchmark Index.

SUBSCRIPTION – REDEMPTION FEES

Subscription fees *(based on the current pricing policy)*

Customer relationship value	Share class A	Share class B	Share class I
Up to 14.999€	0,00%	1,00%	0,00%
15.000€-49.999€	0,00%	0,75%	0,00%
50.000€-149.999€	0,00%	0,50%	0,00%
Over 150.000€	0,00%	0,00%	0,00%

In the case of transferring an investment from another MF of the Company, a transfer fee of 0,30% of the participation value in the MF applies (excluding unit class I).

Redemption fees *(based on the current pricing policy))*

Investment duration (Years)	A	B	I
Up to 1 year	1,00%	1,00%	0,00%
2nd and 3rd year	0,50%	0,50%	0,00%
More than 3 years	0,00%	0,00%	0,00%

MANAGEMENT COMPANY FEES

Management fee *(based on the current policy)*	**Share class**		
	A	**B**	**I**
	1,25% annually	2,00% annually	0,75% annually
Performance fee *(based on the current policy)*	For all unit classes, a 20% fee is applied on any excess return (outperformance) of the unit price of each class compared to the Benchmark Index.		

ONGOING CHARGES

Ongoing charges ratio (OCR)	**Share class**		
	A	**B**	**I**
	1,83%	2,58%	1,33%
	The OCR has been calculated based on the financial results of 2025 and does not include the Performance Fee or the portfolio transaction costs of the MF.		

PAST PERFORMANCE

Below are the past performance results of the active unit classes of the ATHOS Income Plus Bond Fund, which have completed a 12-month operational period, along with their comparison to the Benchmark Index of the MF, as required by Article 46 of Decision HCMC 15/633/20.12.2012.

Past performance of ATHOS Recovery Greek Bond Fund vs. Benchmark
(period 2018-2025)

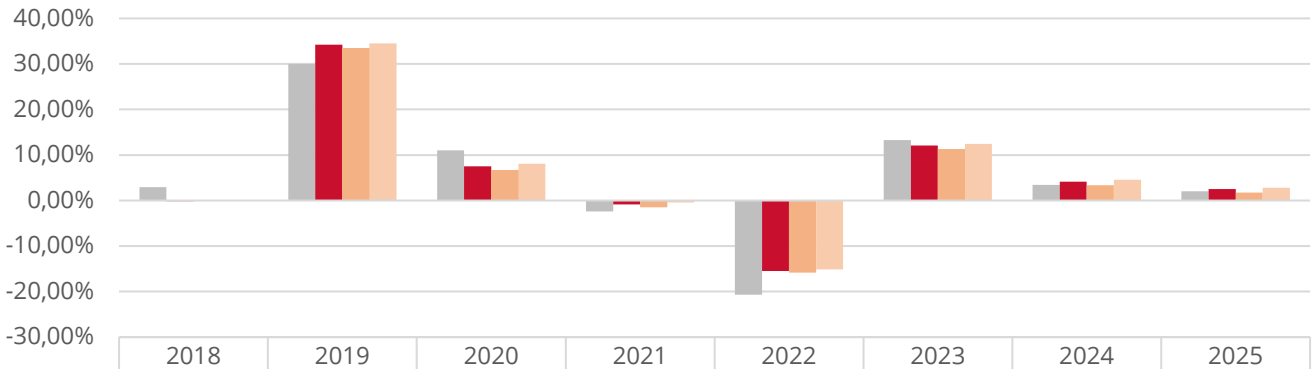

	2018	2019	2020	2021	2022	2023	2024	2025
Bench.	2,91%	30,00%	11,04%	-2,41%	-20,67%	13,26%	3,46%	2,0%
Class A	-0,14%	34,23%	7,49%	-0,85%	-15,50%	12,08%	4,15%	2,5%
Class B		33,50%	6,70%	-1,47%	-15,81%	11,29%	3,37%	1,74%
Class I		34,51%	8,05%	-0,44%	-15,15%	12,47%	4,59%	2,77%

European Bond Fund Target 2027

GENERAL INFORMATION

License	Decision HCMC 273/19.7.2017
LEI	254900MUIWZQFXZ7VZ61
Launch dates – Unit launch price	

Date	Share class	ISIN	Launch price
04/03/2019	A	GRF000170008	10,0000 €
04/03/2019	M	GRF000171006	10,0000 €

Type	International Bond Fund
SFDR classification	Article 6
Previous names	ATHOS Navigator Greek Balanced Mutual Fund INCOME GREEK BOND FUND
Regulation amendments	Dec. HCMC 328/26.06.2019 Name and investment policy change Dec. HCMC 410/03-03-2022 Compliance with ESMA 34-399-992 of 05/11/2020 Dec. HCMC 431/21.11.2022 Name and investment policy change
Duration	Fixed duration until 30.11.2027

INVESTMENT INFORMATION

Investment objective	The investment objective of the "European Bond Fund Target 2027" is to provide unitholders with returns primarily derived from income from bond yields while assuming the lowest possible investment risk.
Investment policy	To achieve its investment objective, the fund primarily invests (at least 65% of its assets) in fixed-income securities denominated in euros, regardless of credit rating, including corporate and government bonds issued by states, organizations, financial institutions, and companies headquartered in European countries, including Greece. Secondarily, the fund may invest in money market instruments. The maturity of the fixed-income securities in which the fund invests will, as much as possible, align with the fund's maturity horizon, which is November 30, 2027, the date on which the fund will be fully liquidated. The investment philosophy is based on fundamental analysis. By analyzing macroeconomic data, the fund assesses the economic cycle and estimates key macroeconomic variables to optimize asset allocation. In portfolio construction, factors such as weighted duration, convexity, and bond positioning along the yield curve are taken into account. At a secondary level, a structured

analytical approach is used to select specific bond issues and determine the proportion of investments in government and corporate bonds.

When selecting corporate bonds, the fund prioritizes companies operating in sectors with growing demand, market leaders, niche market participants, or companies with strong profitability prospects and proven management expertise.

The fund's investment management is based on its target maturity date of November 30, 2027. The investment strategy aims to build a bond portfolio that balances return potential with default risk and capital loss risks caused by market fluctuations. The fund follows a buy-and-hold strategy, aiming to hold bonds until their maturity to secure capital repayment. Expired bonds will be replaced with money market instruments or suitable fixed-income securities with a remaining maturity aligned with the fund's end date. As a result, the portfolio's overall maturity and sensitivity to interest rate movements are expected to decrease over time, until the final date (November 30, 2027).

The fund may hedge (mitigate risk) or enhance (efficiently manage) its asset returns using derivative financial instruments.

Target investors

The fund presents a medium investment risk and is primarily intended for investors who plan to hold their investment until November 30, 2027 and seek returns from both income and capital appreciation. Due to the nature of the markets in which it invests, the fund's asset value may fluctuate until its maturity date.

Risk indicator

1	**2**	3	4	5	6	7

Where 1 represents lower risk and 7 represents higher risk, we have classified this product at level 2 out of 7, which falls into the "low" risk category.

Portfolio risk analysis

The main risks associated with the fund's portfolio and their significance are presented below:
Market Risk: High
Credit Risk: High
Interest Rate Risk: High
Liquidity Risk: High
Counterparty Risk: Medium
Operational Risk: Low
The total risk exposure of the fund is calculated using the Relative Value at Risk (Relative VaR) methodology, with the Bloomberg Pan-European High Yield EUR (I02501EU) 80% and Bloomberg Euro-Aggregate: Corporate 3-5 Years EUR Unhedged (LEC3TREU) 20% as the reference portfolio.

SUBSCRIPTION – REDEMPTION FEES

Subscription fees
(based on the current pricing policy)

Share class	
A	**M**
1,00%	1,00%

In the case of transferring an investment from another MF of the Company, a transfer fee of 0.30% of the participation value in the MF applies.

Redemption fees
(based on the current pricing policy))

Investment duration (Years)	A	M
Up to 1 year	3,00%	3,00%
2nd and 3rd year	2,00%	2,00%
More than 3 years	1,00%	1,00%

Units will be liquidated on 30/11/2027 with zero redemption fee.

MANAGEMENT COMPANY FEES

Management fee *(based on the current policy)*	**Share class**	
	A	**M**
	1,20% annually	1,20% annually

ONGOING CHARGES

Ongoing charges ratio (OCR)	**Share class**	
	A	**M**
	1,79%	1,79%
	The OCR has been calculated based on the financial results of 2025 and does not include the Performance Fee or the portfolio transaction costs of the MF.	

PAST PERFORMANCE

On 23/11/2022, the Fund changed its investment objective and policy and ceased to use a benchmark. Consequently, past performance, prior to the said change in the Fund's investment objective, is not representative as it was achieved under different conditions which are no longer valid (article 46 of the Resolution of the Fund 15/633/20.12.2012).

For the calculation of returns, any dividend distributed has been reinvested at the net price of the share on their ex-dividend date.

Past performance of European Bond Fund Target 2027 vs. Benchmark
(period 2020-2025)*

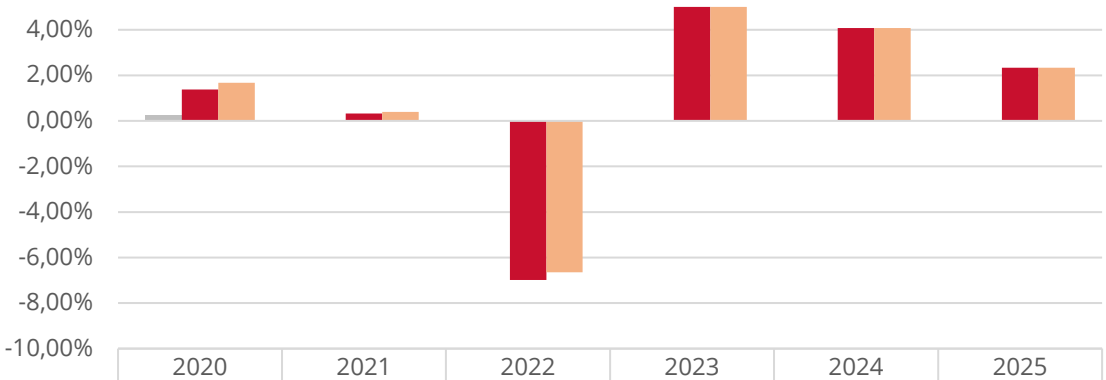

	2020	2021	2022	2023	2024	2025
Bench.	0,25%	0,00%				
Class A (ex. GMM)	1,38%	0,32%	-6,99%	8,53%	4,08%	2,33%
Class M (ex. ATHOS)	1,68%	0,39%	-6,64%	8,52%	4,08%	2,33%

(*) The annual returns of the Fund were achieved under different conditions which are no longer valid.

THETIS EUROPEAN BOND

GENERAL INFORMATION

License	Decision HCMC 125/10.11.1992 (Official Gazette 710/B/1.12.1992)		
LEI	213800LFUCNCLQD33R24		
Launch date – Unit launch price	**Date**	**ISIN**	**Launch price**
	07/12/1992	GRF000078003	5,8694 €
Type	International Bond Fund		
SFDR classification	Article 6		
Previous names	INTERNATIONAL LIFE MUTUAL FUND INTERNATIONAL DOMESTIC BOND MF INTERNATIONAL DOMESTIC BOND INTERNATIONAL EUROPEAN BOND		
Regulation amendments	HCMC 35/21.8.1997 (OfGaz215B/6.3.1998)	Name change	
	HCMC 47/25.1.2005 (Of Gaz122B/2.2.2005)	Name change	
	HCMC 151/25.6.2012	Name and investment policy change	
	HCMC 257/29.6.2015	Name change	
	HCMC 15/834/20.12.2018	Change of Management Company & Custodian	
Duration	Indefinite		

INVESTMENT INFORMATION

Investment objective	The objective of the Mutual Fund's investment policy is to achieve capital appreciation and income through active management by investing in a diversified portfolio, primarily consisting of bonds.
Investment policy	To achieve this investment goal, the Mutual Fund invests in a diversified portfolio mainly of bonds, regardless of credit rating, issued by states, organizations, credit institutions, and companies headquartered in Greece and other European countries (with a minimum of 65% of its net assets). Additionally, it may invest in money market instruments and equities, up to 10% of its assets. The Mutual Fund may use derivative financial instruments to mitigate the impact of market volatility on its performance. The frequency and speed of portfolio adjustments depend on the prevailing conditions in the capital markets where the Fund invests, as well as the Management Company's assessment and expectations regarding future market developments.

Target investors	The Mutual Fund has a medium to high investment risk and is intended for investors with a medium- to long-term investment horizon of more than three years, who seek satisfactory average returns while assuming the corresponding investment risk.
Risk indicator	1 **2** 3 4 5 6 7 Where 1 represents the lowest risk and 7 the highest risk, we have classified this product at level 2 out of 7, which falls into the " low" risk category.
Portfolio risk analysis	The main risks associated with the Mutual Fund's portfolio and their significance are as follows: Market Risk: High Credit Risk: Medium Interest Rate Risk: High Liquidity Risk: Low Counterparty Risk: Medium Operational Risk: Low The overall risk exposure of the Mutual Fund is calculated using the Relative Value at Risk (Relative VaR) methodology, with the Benchmark Index serving as the reference portfolio.

Benchmark index

Description	Implementation date
Bloomberg Barclays EuroAgg Total Return Unhedged EUR (LBEATREU)	01/01/2019

The administrators providing these Benchmark Indices are registered in the registry of Article 36 of Regulation (EU) 2006/1011.
Since the MF follows an active management strategy, its returns may deviate significantly from those of the Benchmark Index.

Previous Benchmark indices	Application period
10% EFFA Bond Indices Euro Govt All>1Yr TR, 50% FTSE Euro Corp Bonds, 40% BofA Merrill Lynch Greek Govt Index.	01/01/2013 – 31/10/2018
60% EFFA Bond Indices Euro Govt All>1Yr TR, 40% FTSE Euro Corporate Bonds all Maturities Price	27/06/2012 – 31/12/2012

SUBSCRIPTION – REDEMPTION FEES

Subscription fess *(based on the current pricing policy)*

Customer relationship value	Subscription fee
Up to 50.000€	1,00%
50.001€-100.000€	0,75%
Over 100.001€	0,25%

In the case of transferring an investment from another MF of the Company, a zero-transfer fee applies.

Redemption fees *(based on the current pricing policy))*

1,00%

MANAGEMENT COMPANY FEES

Management fee *(based on the current policy)*

1,50% annually

ONGOING CHARGES

Ongoing charges ratio (OCR)	2,14% The OCR has been calculated based on the financial results of 2025 and does not include the Performance Fee or the portfolio transaction costs of the MF.

PAST PERFORMANCE

Past performance of the Mutual Fund, as well as those of the benchmark index, are presented in accordance with Decision E.C. 15/633/20.12.2012.

Past performance of THETIS EUROPEAN BOND vs. Benchmark
(period 2016-2025)

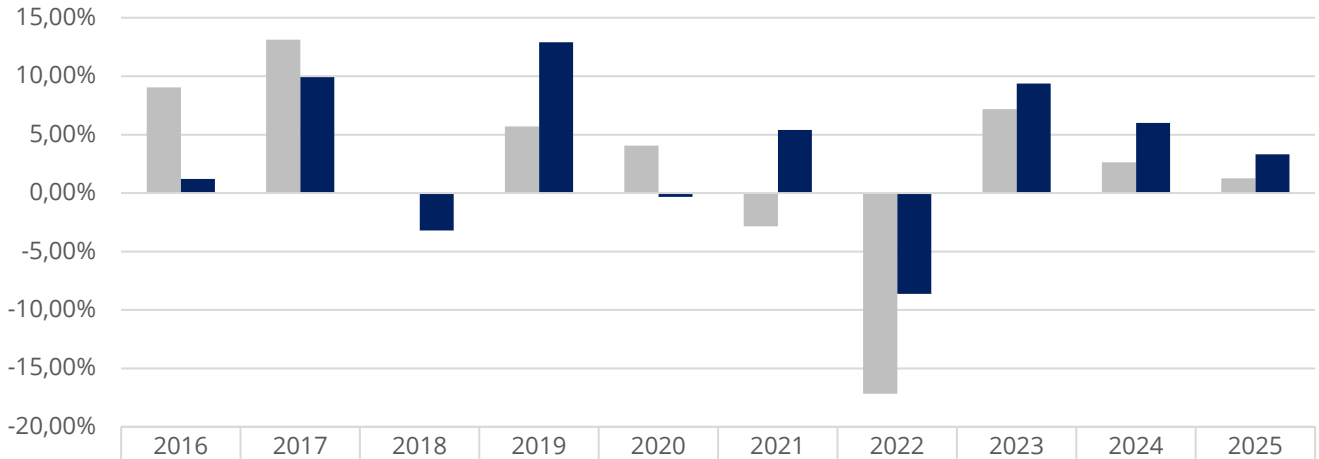

	2016	2017	2018	2019	2020	2021	2022	2023	2024	2025
Bench.	9,05%	13,11%		5,69%	4,05%	-2,85%	-17,18%	7,19%	2,63%	1,25%
MF	1,22%	9,93%	-3,21%	12,90%	-0,33%	5,39%	-8,62%	9,37%	5,99%	3,33%

Global Balanced Fund

GENERAL INFORMATION

License	Decision HCMC 27/06.11.1994 (Official Gazette 958/B/22.12.1994)
LEI	254900XVYX15K90Q7J93

Launch date – Unit launch price

Date	Share class	ISIN	Launch price
22/12/1994	GMM	GRF000295003	2,9347 €
11/07/2025	RESET	GRF000531001	10,0000 €

Type	Balanced Fund
SFDR classification	Article 6
Previous names	BETA DOMESTIC BOND BETA GLOBAL INTERNATIONAL BALANCED GMM WORLD BALANCED FUND

Regulation amendments

Dec. HCMC 455/19.07.2007	Change of Management Company & inv. scope
Dec. HCMC 487/08.08.2007	Name change
Dec. HCMC 197/24.02.2014	Name change
Dec. HCMC 5/832/30.11.2018	Change of Management Company
Dec. HCMC 410/03-03-2022	Compliance with ESMA 34-399-992 of 05/11/2020
Dec. HCMC 643/3.6.2025	Name change / Establishment of a new unit class / Adjustments in accordance with Law 4099/2012.

Duration	Indefinite

INVESTMENT INFORMATION

Investment objective	To achieve its investment objective, the Mutual Fund invests at least 10% of its net assets in equities and corporate and government bonds. However, investments in each asset category (equities, bonds, deposits, and related money market instruments) will remain below 65% of net assets on a quarterly average basis.
Investment policy	The Mutual Fund intends to allocate most of its equity portfolio to shares of companies listed on major international stock exchanges in both Europe and the U.S. These companies are selected based on strong fundamentals, growth potential, and proven effective management. Additionally, the Fund plans to invest in corporate bonds of Greek and foreign companies, as well as in bonds issued or guaranteed by governments or international public organizations. At the same time, it aims to optimize the management of its cash reserves by investing in interest-bearing deposits and related money market instruments. The Fund takes advantage of short-term market fluctuations to optimize portfolio performance through a flexible yet rational investment strategy.

Target investors	The Mutual Fund is primarily intended for investors with a long-term investment horizon (over 3 years) who understand that, due to the nature of the markets it invests in, the value of its assets may experience significant fluctuations.
Risk indicator	1 | 2 | **3** | 4 | 5 | 6 | 7 Where 1 represents the lowest risk and 7 the highest risk, we have classified this product at level 3 out of 7, which falls into the "medium-low" risk category.
Portfolio risk analysis	The main risks associated with the Mutual Fund's portfolio and their significance are as follows: Market Risk: High Credit Risk: High Interest Rate Risk: High Liquidity Risk: Medium Counterparty Risk: Medium Operational Risk: Low The overall risk exposure of the Mutual Fund is calculated using the Relative Value at Risk (Relative VaR) methodology, with the Benchmark Index serving as the reference portfolio.

Benchmark index

Description	Implementation date
50% Bloomberg Barclays EuroAgg Total Return Unhedged EUR (LBEATREU) 50% DJ Global Titans (DJGT)	01/01/2019

The administrators providing these Benchmark Indices are registered in the registry of Article 36 of Regulation (EU) 2006/1011.
Since the MF follows an active management strategy, its returns may deviate significantly from those of the Benchmark Index.

Previous Benchmark indices	Application period
50% Citigroup EuroBIG (SBEB) 50% DJ Stoxx 50 (SX5P)	23/07/2007 – 31/12/2018

SUBSCRIPTION – REDEMPTION FEES

Subscription fess *(based on the current pricing policy)*

Customer relationship value	Share class	
	GMM	RESET
Up to 30.000€	0,50%	1,00% regardless of the amount
30.001€-100.000€	0,20%	
Over 100.001€	0,00%	

In the case of transferring an investment from another MF of the Company, a zero-transfer fee applies.

Redemption fees *(based on the current pricing policy))*

Investment duration (Years)	GMM	RESET
Up to 1 year	0,00% regardless of duration	0,50%
More than 1 year		0,00%

MANAGEMENT COMPANY FEES

Management fee *(based on the current policy)*

Share class	
GMM	RESET
3.,00% annually	1,70% annually

Performance fee *(based on the current policy)*

For all unit classes, a 20% fee is applied on any excess return (outperformance) of the unit price of each class compared to the Benchmark Index.

ONGOING CHARGES

Ongoing charges ratio (OCR)	Share class	
	GMM	RESET
	3,73%	2,43%
	The OCR has been calculated based on the financial results of 2025 and does not include the Performance Fee or the portfolio transaction costs of the MF.	

PAST PERFORMANCE

Below are the past performance results of the active unit classes of the Global Balanced Fund, which have completed a 12-month operational period, along with their comparison to the Benchmark Index of the MF, as required by Article 46 of Decision HCMC 15/633/20.12.2012.

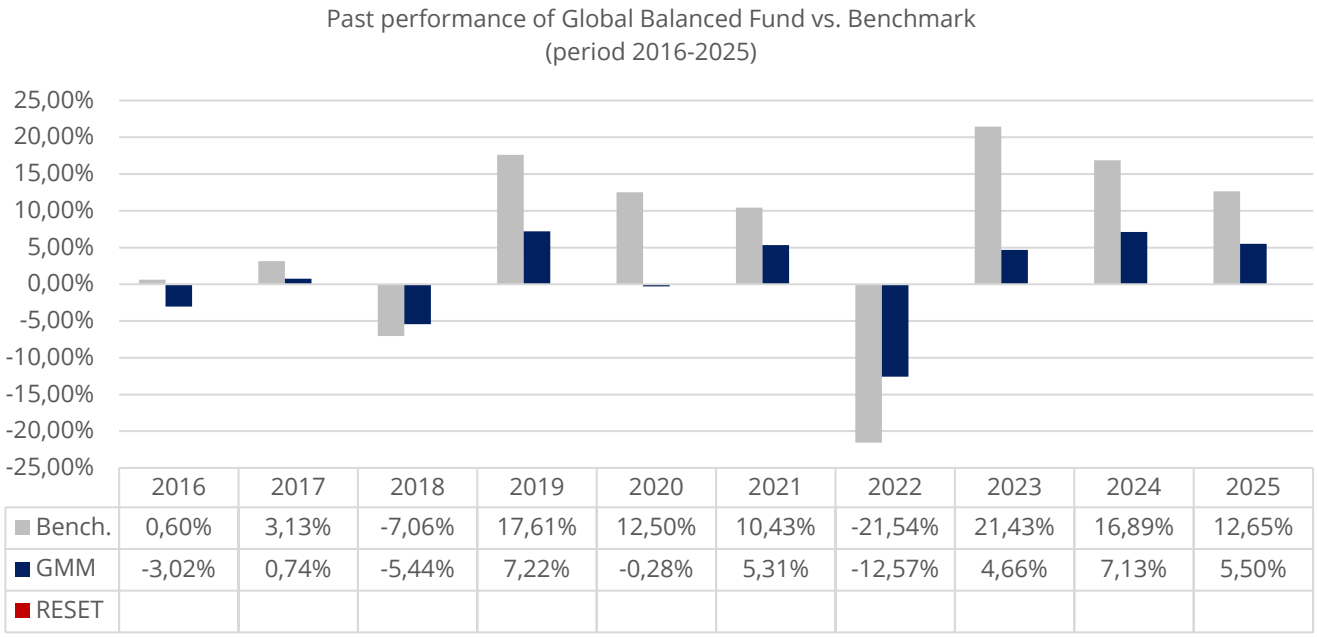

	2016	2017	2018	2019	2020	2021	2022	2023	2024	2025
Bench.	0,60%	3,13%	-7,06%	17,61%	12,50%	10,43%	-21,54%	21,43%	16,89%	12,65%
GMM	-3,02%	0,74%	-5,44%	7,22%	-0,28%	5,31%	-12,57%	4,66%	7,13%	5,50%
RESET										

THETIS BALANCED

GENERAL INFORMATION

License	Decision HCMC 112/9.6.1992 (Official Gazette 405/B/22.6.1992)		
LEI	213800P74QRWAHIOQD71		
Lauch date – Unit launch price	**Date**	**ISIN**	**Launch price**
	01/07/1992	GRF000077005	2,9347 €
Type	Balanced Fund		
SFDR classification	Article 6		
Previous names	INTERNATIONAL MUTUAL FUND INTERNATIONAL INCOME AND CAPITAL APRRECIATION MUTUAL FUND INTERNATIONAL DOMESTIC BALANCED MF INTERNATIONAL BALANCED		
Regulation amendments	HCMC 114/30.6.1992 (O.G. 460/B/15.7.92)	Name change	
	HCMC 35/21.8.1997 (O.G. 215/B/6.3.98)	Name change	
	HMC 151/25.6.2012	Name change	
	HCMC 257/29.6.2016	Name change	
	HCMC 15/834/20.12.2018	Change of Management Company & Custodian	
Duration	Indefinite		

INVESTMENT INFORMATION

Investment objective	The objective of the Mutual Fund's investment policy is to achieve long-term capital gains and income for the unitholder. To fulfill this investment objective, the Fund invests in a combination of equities, bonds issued by states, organizations, banks, and businesses, as well as money market instruments and deposits.
Investment policy	The Fund does not invest more than 65% of its assets in equities, bonds, or deposits and money market instruments, while it invests at least 10% in equities and 10% in bonds. The allocation of equities, bonds, or cash holdings within the portfolio may vary based on the optimal return strategy. To achieve its investment objective, the Fund follows an active portfolio management approach, utilizing fundamental analysis models. The frequency and speed of portfolio adjustments depend on the prevailing conditions in the capital markets in which the Fund invests, as well as the Management Company's assessment and expectations regarding future market developments.

	The Fund may hedge (mitigate risk) or enhance (optimize) the returns of its assets by using derivative financial instruments.
Target investors	The Mutual Fund carries a medium to high investment risk and is primarily intended for investors with a long-term investment horizon (over 3 years) who understand that, due to the nature of the markets it invests in, the value of its assets may experience significant fluctuations.
Risk indicator	1 2 3 **4** 5 6 7 Where 1 represents the lowest risk and 7 the highest risk, we have classified this product at level 4 out of 7, which falls into the "medium" risk category.
Portfolio risk analysis	The main risks associated with the Mutual Fund's portfolio and their significance are as follows: Market Risk: High Credit Risk: High Interest Rate Risk: High Liquidity Risk: Medium Counterparty Risk: Medium Operational Risk: Low The overall risk exposure of the Mutual Fund is calculated using the Relative Value at Risk (Relative VaR) methodology, with the Benchmark Index serving as the reference portfolio.

Benchmark index

Description	Implementation date
50% Athens Composite Share Price index (GD) 50% BofA Merrill Lynch Greece Government Index (G0GR)	01/01/2019

The administrators providing these Benchmark Indices are registered in the registry of Article 36 of Regulation (EU) 2006/1011.
Since the MF follows an active management strategy, its returns may deviate significantly from those of the Benchmark Index.

Previous Benchmark indices	Application period
40% Athens Composite Share Price index (GD), 30% STOXX Europe 600 Index, 30% EFFA Bond Index Euro Govt All>1Yr TR	01/01/2013 – 31/10/2018
50% STOXX Europe 600 Index, 50% EFFA Bond Indices Euro Govt All>1Yr TR	27/06/2012 – 31/12/2012

ΠΡΟΜΗΘΕΙΕΣ ΔΙΑΘΕΣΗΣ – ΕΞΑΓΟΡΑΣ

Subscription fess
(based on the current pricing policy)

Customer relationship value	Subscription fee
Up to 50.000€	2,00%
50.001€-100.000€	1,50%
Over 100.001€	0,50%

In the case of transferring an investment from another MF of the Company, a zero-transfer fee applies.

Redemption fees
(based on the current pricing policy))

1,00%

MANAGEMENT COMPANY FEES

Management fee *(based on the current policy)*	3,00% annually

ONGOING CHARGES

Ongoing charges ratio (OCR)	3,71% The OCR has been calculated based on the financial results of 2025 and does not include the Performance Fee or the portfolio transaction costs of the MF.

PAST PERFORMANCE

Past performance of the Mutual Fund, as well as those of the benchmark index, are presented in accordance with Decision E.C. 15/633/20.12.2012.

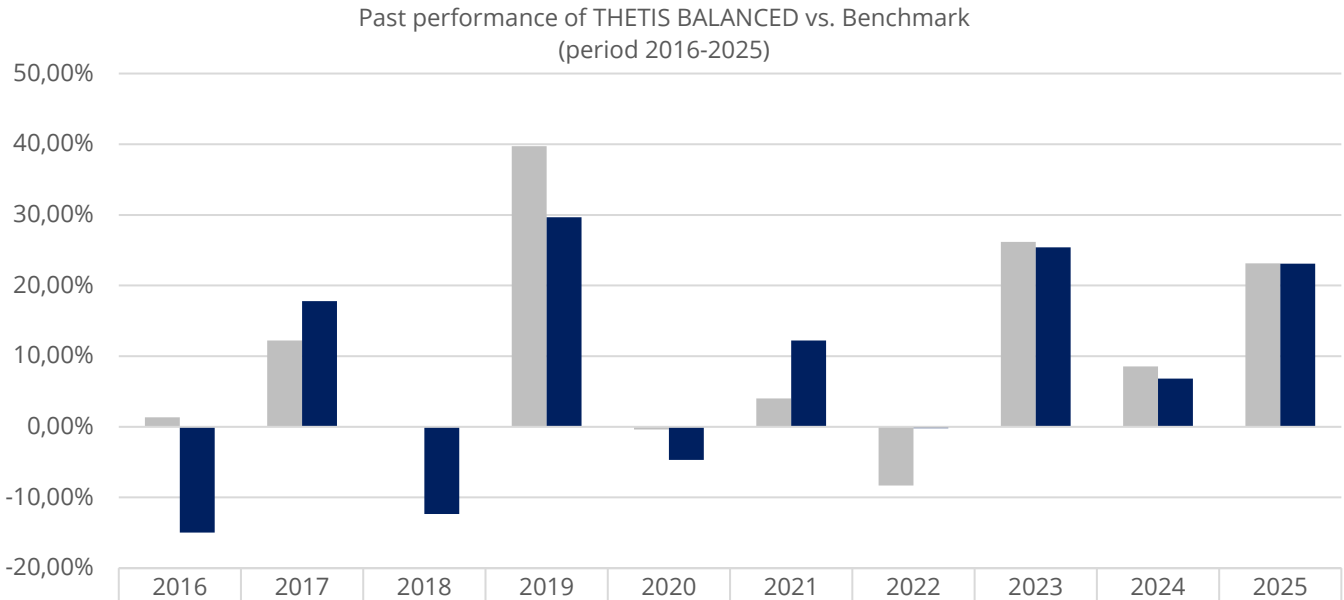

	2016	2017	2018	2019	2020	2021	2022	2023	2024	2025
Bench.	1,36%	12,24%		39,74%	-0,37%	4,01%	-8,30%	26,17%	8,57%	23,15%
A.K.	-14,96%	17,77%	-12,32%	29,66%	-4,69%	12,22%	-0,21%	25,40%	6,85%	23,11%

ATHOS High Peaks
Greek Equities

GENERAL INFORMATION

License	Decision HCMC 273/19.7.2017
LEI	25490076UU09EWI76663

Launch dates – Unit launch prices

Date	Share class	ISIN	Launch price
03/08/2017	A	GRF000164001	10,0000 €
03/08/2017	B	GRF000165008	10,0000 €
10/06/2019	I	GRF000177003	11,8292 €

Type	Greek Equities Fund
SFDR classification	Article 6
Regulation amendments	Dec. HCMC 410/03-03-2022 Compliance with ESMA 34-399-992 of 05/11/2020
Duration	Indefinite

INVESTMENT INFORMATION

Investment objective	The investment objective of the "ATHOS High Peaks - Greek Equities Mutual Fund" is to achieve a satisfactory long-term return, primarily derived from capital appreciation, while minimizing investment risk.
Investment policy	To achieve its investment objective, the fund primarily invests in shares of companies listed on the Athens Stock Exchange. This objective is accomplished through active management of its assets. The investment philosophy is based on fundamental analysis. By analyzing macroeconomic data both in Greece and abroad, the economic cycle phase is identified, and key macroeconomic variables are assessed to optimize the fund's asset allocation between equities and cash. The process of constructing the equity portfolio focuses on selecting specific stocks. The goal is to choose companies operating in sectors with increasing demand, holding a leading position in their industry, or operating in niche markets, demonstrating positive profitability prospects and proven competent management. In all cases, the selection of these securities aims to optimize the risk/return ratio according to Portfolio Management theory. The fund may also hedge (mitigate risk) or enhance (effectively manage) the returns on its assets by using derivative financial instruments.
Target investors	The fund carries a high investment risk and is primarily intended for investors with a long-term investment horizon (over 5 years) who understand that, due to the nature of the markets it invests in, its asset value may experience significant fluctuations.

Risk indicator	1 | 2 | 3 | 4 | **5** | 6 | 7 Where 1 represents the lowest risk and 7 the highest risk, we have classified this product at level 5 out of 7, which falls into the "medium-high" risk category.
Portfolio risk analysis	The key risks associated with the fund's portfolio and their significance are presented below: Market Risk: High Liquidity Risk: Low Counterparty Risk: Low Operational Risk: Low The fund's overall risk exposure is calculated using the Relative Value at Risk (Relative VaR) methodology, with the Benchmark Index serving as the reference portfolio.
Benchmark index	**Description** / **Implementation date** Athens Stock Exchange General Index / 03/08/2017 The administrator providing the Benchmark Index is registered in the registry of Article 36 of Regulation (EU) 2006/1011. Since the MF follows an active management strategy, its returns may deviate significantly from those of the Benchmark Index.

SUBSCRIPTION – REDEMPTIONS FEES

Subscription fees *(based on the current pricing policy)*

Customer relationship value	Share class A	Share class B	Share class I
Up to 14.999€	0,00%	2,00%	0,00%
15.000€-49.999€	0,00%	1,00%	0,00%
50.000€-149.999€	0,00%	0,50%	0,00%
Over 150.000€	0,00%	0,00%	0,00%

In the case of transferring an investment from another MF of the Company, a transfer fee of 0,50% of the participation value in the MF applies (excluding unit class I).

Redemption fees *(based on the current pricing policy))*

Investment duration (Years)	A	B	I
Up to 1 year	1,00%	1,00%	0,00%
2nd and 3rd year	0,50%	0,50%	0,00%
More than 3 years	0,00%	0,00%	0,00%

MANAGEMENT COMPANY FEES

Management fee *(based on the current policy)*

Share class A	Share class B	Share class I
2,00% annually	2,50% annually	1,00% annually

Performance fee *(based on the current policy)*

For all unit classes, a 20% fee is applied on any excess return (outperformance) of the unit price of each class compared to the Benchmark Index.

ONGOING CHARGES

Ongoing charges ratio (OCR)	Share class		
	A	**B**	**I**
	2,75%	3,25%	1,75%
	The OCR has been calculated based on the financial results of the year 2025 and does not include the Performance Fee or the transaction costs of the fund's portfolio.		

PAST PERFORMANCE

Past performance of the Mutual Fund, as well as those of the benchmark index, are presented in accordance with Decision E.C. 15/633/20.12.2012.

Past performance of ATHOS High Peaks Greek Equities vs. Benchmark
(περίοδος 2018-2025)

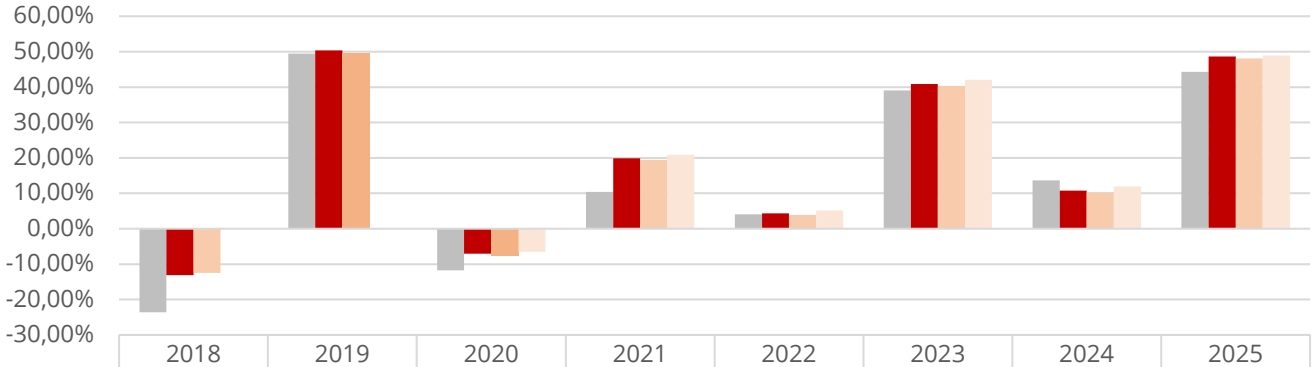

	2018	2019	2020	2021	2022	2023	2024	2025
Bench.	-23,56%	49,47%	-11,75%	10,43%	4,08%	39,08%	13,65%	44,30%
Class A	-13,10%	50,35%	-7,08%	19,93%	4,33%	40,88%	10,78%	48,63%
Class B	-12,46%	49,70%	-7,54%	19,48%	3,87%	40,36%	10,23%	48,07%
Class I			-6,53%	20,88%	5,13%	42,00%	11,92%	48,89%

ATHOS Discovery
Global Equities Developed Markets

GENERAL INFORMATION

License	Decision HCMC 340/4.10.2019
LEI	25490059HVOIK8T5C125

Launch dates – Unit launch prices

Date	Share class	ISIN	Launch price
10/03/2020	A	GRF000323003	10,0000 €
24/04/2020	B	GRF000324001	10,9007 €
11/05/2020	I	GRF000325008	11,1662 €
15/04/2020	E-USD	GRF000326006	11.6769 $

Type	Global Equities Fund – Developed markets
SFDR classification	Article 6
Regulation amendments	Dec. HCMC 410/03-03-2022 Compliance with ESMA 34-399-992 of 05/11/2020
Duration	Indefinite

INVESTMENT INFORMATION

Investment objective

The investment objective of "ATHOS Discovery Global Equities Fund - Developed Markets" is to achieve high long-term returns, primarily derived from capital appreciation and, secondarily, from income through dividends and interest.

Investment policy

To achieve its investment objective, the fund primarily invests in stocks of companies listed on the major developed stock markets worldwide. Investments are mainly directed toward the U.S. and European markets, with secondary exposure to other markets.

The investment philosophy is based on fundamental analysis. By analyzing global macroeconomic data, the economic cycle phase is identified, and key macroeconomic variables are assessed to optimize the allocation of the fund's assets across business sectors and geographic regions.

Regarding stock selection, the goal is to choose companies operating in sectors with increasing demand, holding a leading position in their industry or specializing in niche markets, demonstrating positive profitability prospects and proven competent management. In all cases, the selection of these securities aims to optimize the risk/return ratio, in line with Portfolio Management theory.

The fund may also hedge (mitigate risk) or enhance (effectively manage) its asset returns by using derivative financial instruments.

Target investors	The fund carries a high investment risk and is primarily intended for investors with a long-term investment horizon (over 5 years) who understand that, due to the nature of the markets it invests in, its asset value may experience significant fluctuations.
Risk indicator	1 | 2 | 3 | **4** | 5 | 6 | 7 Where 1 represents the lowest risk and 7 the highest risk, we have classified this product at level 4 out of 7, which falls into the "medium" risk category.
Portfolio risk analysis	The key risks associated with the fund's portfolio and their significance are presented below: Market Risk: High Liquidity Risk: Low Counterparty Risk: Low Operational Risk: Low The fund's overall risk exposure is calculated using the Relative Value at Risk (Relative VaR) methodology, with the Benchmark Index serving as the reference portfolio.

Benchmark index

Description		Implementation date
Share classes A, B, I	**Share class E-USD**	
50% S&P 500 EUR (SPLG500E) 50% Euro Stoxx 50 (SX5E)	S&P 500 (SPX) Euro Stoxx 50 (SX5K)	01/01/2025

The administrators providing these Benchmark Indices are registered in the registry of Article 36 of Regulation (EU) 2006/1011.
Since the MF follows an active management strategy, its returns may deviate significantly from those of the Benchmark Index.

Previous Benchmark indices		Application period
Share classes A, B, I	**Share class E-USD**	
50% S&P 500 Euro Hedged (SPXUXEH) 50% Euro Stoxx 50 (SX5E)	S&P 500 (SPX) Euro Stoxx 50 (SX5K)	10/03/2020 – 31/12/2024

SUBSCRIPTION – REDEMPTION FEES

Subscription fees *(based on the current pricing policy)*

Customer relationship value	Share class			
	A	**B**	**I**	**E-USD**
Up to 14.999€	0,00%	2,00%	0,00%	2,00%
15.000€-49.999€	0,00%	1,00%	0,00%	1,00%
50.000€-149.999€	0,00%	0,50%	0,00%	0,50%
Over 150.000€	0,00%	0,00%	0,00%	0,00%

In the case of transferring an investment from another MF of the Company, a transfer fee of 0,50% of the participation value in the MF applies (excluding unit class I).

Redemption fees *(based on the current pricing policy))*

Investment duration (Years)	A	B	I	E-USD
Up to 1 year	1,00%	1,00%	0,00%	1,00%
2nd and 3rd year	0,50%	0,50%	0,00%	0,50%
More than 3 years	0,00%	0,00%	0,00%	0,00%

MANAGEMENT COMPANY FEES

Management fee *(based on the current policy)*	**Share class**			
	A	**B**	**I**	**E-USD**
	2,00% annually	2,25% annually	0,75% annually	2,00% annually
Performance fee *(based on the current policy)*	For all unit classes, a 20% fee is applied on any excess return (outperformance) of the unit price of each class compared to the Benchmark Index.			

ONGOING CHARGES

Ongoing charges ratio (OCR)	**Κατηγορία μεριδίου (class)**			
	A	**B**	**I**	**E-USD**
	2,71%	2,96%	1,46%	2,71%
	The OCR has been calculated based on the financial results of the year 2025 and does not include the Performance Fee or the transaction costs of the fund's portfolio.			

PAST PERFORMANCE

Past performance of the Mutual Fund, as well as those of the benchmark index, are presented in accordance with Decision E.C. 15/633/20.12.2012.

Past performance of ATHOS Discovery Global Equities Developed Markets vs. Benchmark
(period 2021-2025)

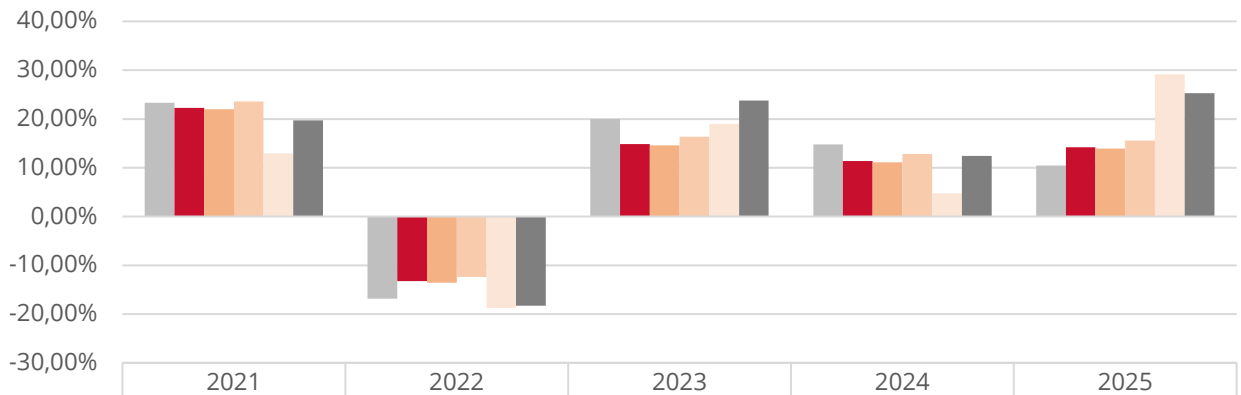

	2021	2022	2023	2024	2025
Bench.	23,34%	-16,82%	19,99%	14,79%	10,45%
Class A	22,26%	-13,24%	14,86%	11,38%	14,17%
Class B	22,01%	-13,58%	14,57%	11,10%	13,91%
Class I	23,55%	-12,41%	16,33%	12,81%	15,60%
Class E-USD	12,94%	-18,77%	19,00%	4,72%	29,16%
Bench. (E-USD)	19,67%	-18,31%	23,80%	12,41%	25,27%

ATHOS – KM Cube – SkyNet US Equities Fund

GENERAL INFORMATION

License	Decision HCMC 599/23.12.2024
LEI	254900C0JPGKD60NLW45

Launch dates – Unit launch prices

Date	Share class	ISIN	Launch price
27/12/2024	A	GRF000509007	10,0000 €
27/12/2024	B	GRF000510005	10,0000 €
27/12/2024	I	GRF000511003	10,0000 €
27/12/2024	E-USD	GRF000512001	10,4350 $

Type	Foreign Equities Fund (US)
SFDR classification	Article 6
Duration	Indefinite

INVESTMENT INFORMATION

Investment objective

The investment objective of the "ATHOS – KM Cube - SkyNet US Equities Fund" is to achieve medium- to long-term returns, primarily through capital appreciation and dividends.

Investment policy

To achieve this objective, the fund primarily invests in stocks of companies listed on U.S. stock exchanges. The selection of companies is not subject to sector restrictions and is independent of market capitalization. Secondarily, the fund may also invest in other securities, such as stocks of companies listed on other developed stock markets, fixed-income securities, money market instruments, and bank deposits.

The fund's investment philosophy is based on fundamental analysis. In addition to traditional analytical methods, it employs innovative approaches using artificial intelligence (AI). Specifically, AI assists in the investment process by gathering financial news, filtering out irrelevant information, and providing insights that directly impact stock prices, analyzing published financial statements to assess a company's financial health and growth potential, tracking stock price movements, comparing them to similar stocks and indices, and evaluating a stock's relative performance against the market and competitors, incorporating global economic trends and policy changes that could affect stock performance.

The fund may use derivative financial instruments either to hedge investment risks within the portfolio or to enhance its management efficiency. However, such transactions must not deviate from the fund's investment objective as defined in its regulations.

Target investors

The fund is primarily intended for investors seeking profit opportunities through equity investments who understand and accept that, due to the nature of the markets it invests in, the value of their investment may fluctuate and be subject to capital loss.

	It is recommended for investors with a medium- to long-term horizon (3 to 5 years), although there is no mandatory holding period for the investment.
Risk indicator	1 | 2 | 3 | **4** | 5 | 6 | 7 Where 1 represents the lowest risk and 7 the highest risk, we have classified this product at level 4 out of 7, which falls into the "medium" risk category.
Portfolio risk analysis	The key risks associated with the fund's portfolio and their significance are presented below: Market Risk: High Liquidity Risk: Low Counterparty Risk: Low Currency Risk: Moderate Operational Risk: Low The fund's overall risk exposure is calculated using the Relative Value at Risk (Relative VaR) methodology, with the Benchmark Index serving as the reference portfolio.

Benchmark index

Description		Implementation date
Share classes A, B, I	**Share class E-USD**	
S&P 500 Equal Weight EUR (SPXEWCEP)	S&P 500 Equal Weight (SPW)	27/12/2024

The administrator providing the Benchmark Index is registered in the registry of Article 36 of Regulation (EU) 2006/1011.
Since the MF follows an active management strategy, its returns may deviate significantly from those of the Benchmark Index.

SUBSCRIPTION – REDEMPTION FEES

Subscription fees *(based on the current pricing policy)*

Customer relationship value	Share class			
	A	**B**	**I**	**E-USD**
Up to14.999€	0,00%	2,00%	0,00%	2,00%
15.000€-49.999€	0,00%	1,00%	0,00%	1,00%
50.000€-149.999€	0,00%	0,50%	0,00%	0,00%
Over 150.000€	0,00%	0,00%	0,00%	0,00%

In the case of transferring an investment from another MF of the Company, a transfer fee of 0,50% of the participation value in the MF applies (excluding unit class I)

Redemption fees *(based on the current pricing policy))*

Investment duration (Years)	A	B	I	E-USD
Up to 1 year	0,50%	1,00%	0,00%	0,50%
2nd and 3rd year	0,00%	0,50%	0,00%	0,50%
More than 3 years	0,00%	0,00%	0,00%	0,00%

MANAGEMENT COMPANY FEES

Management fee *(based on the current policy)*

Κατηγορία μεριδίου (class)			
A	**B**	**I**	**E-USD**
1,80% annually	2,50% annually	1,00% annually	1,80% annually

Performance fee *(based on the current policy)*

For all unit classes, a 20% fee is applied on any excess return (outperformance) of the unit price of each class compared to the Benchmark Index.

ONGOING CHARGES

Ongoing charges ratio (OCR)	Share class			
	A	B	I	E-USD
	2,53%	3,23%	1,73%	2,53%

The OCR has been calculated based on the financial results of the year 2025 and does not include the Performance Fee or the transaction costs of the fund's portfolio.

PAST PERFORMANCE

Below are the past performance results of the active unit classes of ATHOS – KM Cube - SkyNet US Equities Fund, which have completed a 12-month operational period, along with their comparison to the Benchmark Index of the MF, as required by Article 46 of Decision HCMC 15/633/20.12.2012.

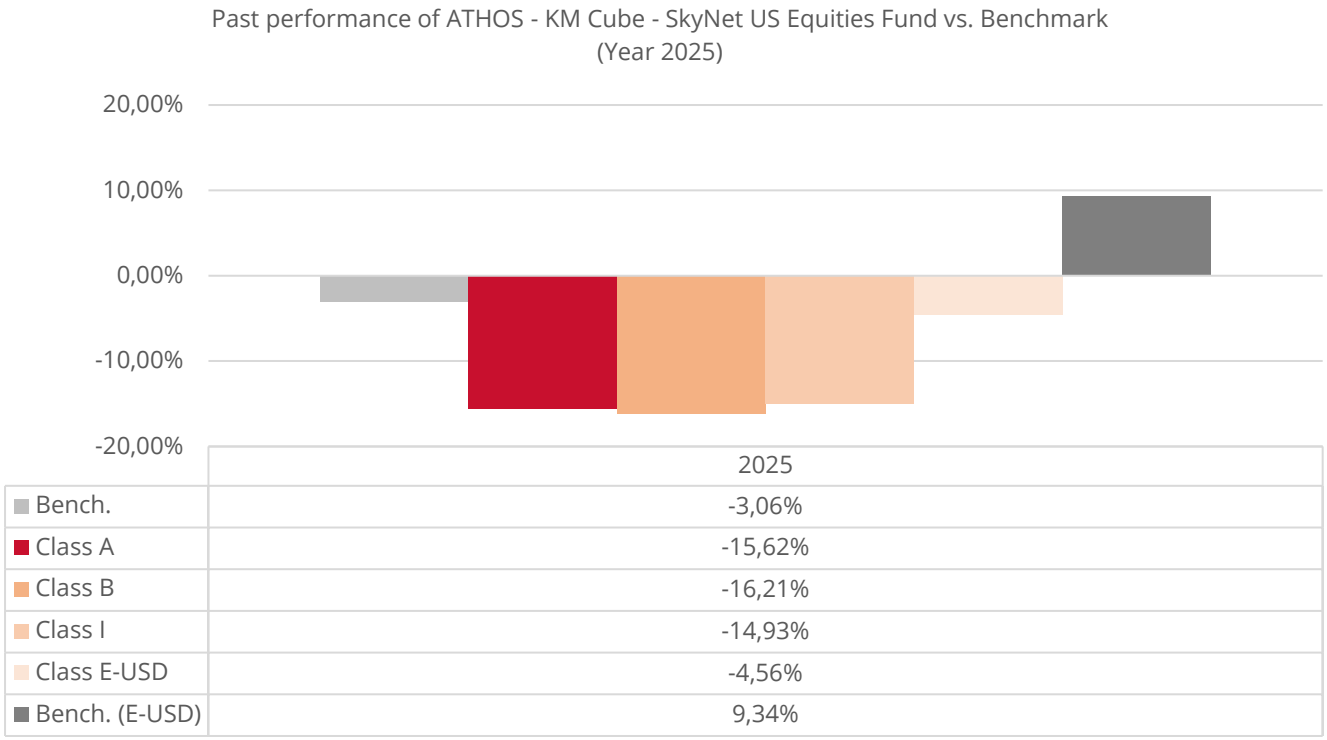

THETIS GREEK EQUITIES

GENERAL INFORMATION

License	Decision HCMC 60/22.4.1998 (Official Gazette 450/B/12.5.1998)		
LEI	213800YUFUIM48RXYC75		
Launch date – Unit launch price	**Date**	**ISIN**	**Launch price**
	12/05/1998	GRF000076007	2,9347 €
Type	Greek Equities Fund		
SFRD classification	Article 6		
Previous names	MUTUAL FUND INTERNATIONAL DOMESTIC EQUITIES GROWTH INTERNATIONAL DOMESTIC GROWTH INTERNATIONAL DOMESTIC EQUITIES INTERNATIONAL GREEK EQUITIES		
Regulation amendments	HCMC 47/25.1.2005 (OG122/B/2.2.2005)	Name change	
	HCMC 2/23.12.2008 (OG 31/B/31.12.08)	Name change	
	HMC 151/25.6.2012	Name change	
	HCMC 257/29.6.2016	Name change	
	HCMC 15/834/20.12.2018	Change of Management Company & Custodian	
Duration	Indefinite		

INVESTMENT INFORMATION

Investment objective	The fund aims to invest available capital primarily in the domestic capital market, seeking capital appreciation and dividend returns over the long term.
Investment policy	To achieve this objective, at least 65% of the fund's assets are invested in domestic equities. Secondarily, the fund may also invest in stocks of companies listed on international stock exchanges, bonds, deposits, and money market instruments. Additionally, within the scope of its investment capabilities, the fund may invest in derivative financial instruments to enhance its management efficiency. The fund follows an active portfolio management approach, utilizing fundamental analysis models. The frequency and speed of portfolio adjustments depend on the prevailing market conditions and the management company's expectations for future market developments. Given its objective of achieving high returns and its focus on an equity-based portfolio, the fund assumes high investment risk. Market risk, particularly the decline in equity prices, may negatively impact on the fund's assets. Therefore, there is no guarantee that the fund will achieve its stated objectives, nor is there any capital protection.

Target investors	The fund carries high investment risk and is primarily intended for investors with a long-term horizon (over 5 years) who understand that, due to the nature of the markets it invests in, its asset value may experience significant fluctuations.
Risk indicator	1 2 3 4 **5** 6 7 Where 1 represents the lowest risk and 7 the highest risk, we have classified this product at level 5 out of 7, which falls into the "medium-high" risk category.
Portfolio risk analysis	The key risks associated with the fund's portfolio and their significance are presented below: Market Risk: High Liquidity Risk: Low Counterparty Risk: Low Operational Risk: Low The fund's overall risk exposure is calculated using the Relative Value at Risk (Relative VaR) methodology, with the Benchmark Index serving as the reference portfolio.

Benchmark index

Description	Implementation date
Athens Stock Exchange General Index	12/05/1998

The administrator providing the Benchmark Index is registered in the registry of Article 36 of Regulation (EU) 2006/1011.
Since the MF follows an active management strategy, its returns may deviate significantly from those of the Benchmark Index.

SUBSCRIPTION – REDEMPTION FEES

Subscription fess *(based on the current pricing policy)*

Customer relationship value	Subscription fee
Up to 50.000€	2,00%
50.001€-100.000€	1,50%
Over 100.001€	0,50%

In the case of transferring an investment from another MF of the Company, a zero-transfer fee applies.

Redemption fees *(based on the current pricing policy))* 1,00%

MANAGEMENT COMPANY FEES

Management fee *(based on the current policy)* 3,00% annually

ONGOING CHARGES

Ongoing charges ration (OCR) 3,79%
The OCR has been calculated based on the financial results of 2025 and does not include the Performance Fee or the portfolio transaction costs of the MF.

PAST PERFORMANCE

Past performance of the Mutual Fund, as well as those of the benchmark index, are presented in accordance with Decision E.C. 15/633/20.12.2012.

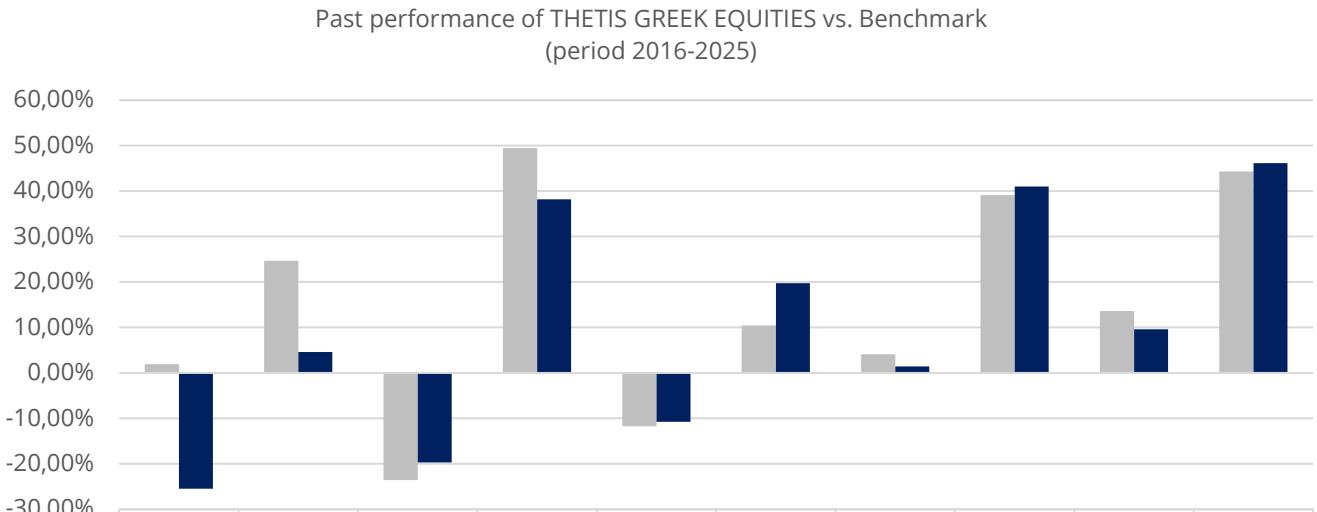

	2016	2017	2018	2019	2020	2021	2022	2023	2024	2025
Bench.	1,95%	24,66%	-23,57%	49,47%	-11,75%	10,43%	4,08%	39,08%	13,65%	44,30%
A.K.	-25,44%	4,58%	-19,69%	38,19%	-10,75%	19,74%	1,46%	41,04%	9,64%	46,19%

ATHOS ASSET MANAGEMENT S.A.
Perikleous 2 & Kifisias Av., 15451 Neo Psychiko
T: +30 210 671 1500 F: +30 210 671 4800
info@athosam.com
www.athosam.com
G.E.MI. reg.: 142754460000
Supervising Authority: Hellenic Capital Market Commission
License no.: 5/781/24.4.2017